

Stand Activity Summary for
Smith County Board of Education

Filters Applied: County: Smith
 Client Class: School Trust Land
 District: South Central District
 Client: Smith County Board of Ed
 STR:
 Activity:
 Year: 2012 Through 2021

STR	Strata	Stand	Activity	Acre	Est. Cost	Est. Revenue
2012						
16 1N 8E	4	4	Harvest, Mechanical, Regeneration, Machine, Loblolly	104	\$3,634.05	\$169,242.90
16 1N 8E	4	5	Harvest, Mechanical, Regeneration, Machine, Loblolly	5	\$174.30	\$8,117.40
16 1N 8E	4	6	Harvest, Mechanical, Regeneration, Machine, Loblolly	2	\$60.20	\$2,803.60
16 1N 8E	4	7	Harvest, Mechanical, Regeneration, Machine, Loblolly	5	\$175.00	\$8,150.00
16 1N 9E	5	5	Harvest, Mechanical, Thin, Machine, Loblolly	63	\$2,192.40	\$14,532.48
16 1N 9E	5	12	Harvest, Mechanical, Thin, Machine, Loblolly	62	\$2,152.50	\$14,268.00
16 1N 9E	5	15	Harvest, Mechanical, Thin, Machine, Loblolly	21	\$735.00	\$4,872.00
16 1N 9E	6	2	Harvest, Mechanical, Thin, Machine, Loblolly	22	\$770.00	\$7,634.00
16 3N 6E	1	13	Harvest, Mechanical, Regeneration, Machine, Loblolly	59	\$2,065.00	\$20,768.00
16 3N 6E	2	7	Harvest, Mechanical, Regeneration, Machine, Loblolly	43	\$1,505.00	\$80,367.00
16 3N 6E	5	2	Harvest, Mechanical, Thin, Machine, Loblolly	20	\$700.00	\$8,800.00
16 3N 6E	5	10	Harvest, Mechanical, Thin, Machine, Loblolly	34	\$1,189.65	\$14,955.60
16 3N 6E	5	11	Harvest, Mechanical, Thin, Machine, Loblolly	9	\$307.30	\$3,863.20
16 3N 6E	5	12	Harvest, Mechanical, Thin, Machine, Loblolly	8	\$273.70	\$3,440.80
16 3N 7E	4	2	Harvest, Mechanical, Thin, Machine, Loblolly	33	\$1,155.00	\$8,646.00
16 3N 7E	4	3	Harvest, Mechanical, Thin, Machine, Loblolly	28	\$974.40	\$7,294.08
16 3N 7E	4	4	Harvest, Mechanical, Thin, Machine, Loblolly	27	\$961.80	\$7,199.76
16 3N 7E	4	8	Harvest, Mechanical, Thin, Machine, Loblolly	10	\$354.55	\$2,654.06

STR	Strata	Stand	Activity	Acre	Est. Cost	Est. Revenue
16 3N 7E	4	12	Harvest, Mechanical, Thin, Machine, Loblolly	2	\$66.85	\$500.42
16 3N 7E	4	13	Harvest, Mechanical, Thin, Machine, Loblolly	3	\$89.25	\$668.10
16 3N 7E	4	21	Harvest, Mechanical, Thin, Machine, Loblolly	14	\$492.80	\$3,688.96
16 3N 7E	4	24	Harvest, Mechanical, Thin, Machine, Loblolly	2	\$67.55	\$505.66
16 3N 7E	4	25	Harvest, Mechanical, Thin, Machine, Loblolly	7	\$246.40	\$1,844.48
16 3N 8E	5	7	Wildlife Management, Other, Burn, Hand, Habitat Improvement	4	\$144.55	\$0.00
16 3N 8E	5	7	Harvest, Mechanical, Thin, Machine, Loblolly	4	\$144.55	\$826.00
16 3N 8E	5	8	Harvest, Mechanical, Thin, Machine, Loblolly	20	\$684.60	\$3,912.00
16 3N 8E	5	8	Wildlife Management, Other, Burn, Hand, Habitat Improvement	20	\$684.60	\$0.00
16 3N 8E	5	15	Wildlife Management, Other, Burn, Hand, Habitat Improvement	112	\$3,921.40	\$0.00
16 3N 8E	5	15	Harvest, Mechanical, Thin, Machine, Loblolly	112	\$3,920.00	\$22,400.00
16 4N 6E	4	10	Wildlife Management, Other, Burn, Hand, Habitat Improvement	37	\$1,284.85	\$0.00
16 4N 6E	7	12	Wildlife Management, Other, Burn, Hand, Habitat Improvement	39	\$1,365.00	\$0.00
16 4N 8E	3	4	Harvest, Mechanical, Regeneration, Machine, Loblolly	63	\$2,205.00	\$129,697.47
16 4N 8E	4	11	Harvest, Mechanical, Thin, Machine, Loblolly	4	\$120.00	\$1,120.00
16 4N 8E	4	13	Harvest, Mechanical, Thin, Machine, Loblolly	11	\$339.90	\$3,172.40
16 4N 8E	4	16	Harvest, Mechanical, Thin, Machine, Loblolly	2	\$55.20	\$515.20
16 4N 8E	5	6	Wildlife Management, Other, Burn, Hand, Habitat Improvement	61	\$1,821.90	\$0.00
16 4N 8E	5	10	Wildlife Management, Other, Burn, Hand, Habitat Improvement	26	\$770.40	\$0.00
16 4N 8E	5	12	Wildlife Management, Other, Burn, Hand, Habitat Improvement	72	\$2,171.10	\$0.00
16 4N 8E	5	18	Wildlife Management, Other, Burn, Hand, Habitat Improvement	6	\$168.90	\$0.00
16 4N 8E	5	23	Wildlife Management, Other, Burn, Hand, Habitat Improvement	23	\$699.60	\$0.00
16 4N 8E	5	24	Wildlife Management, Other, Burn, Hand, Habitat Improvement	21	\$636.60	\$0.00

STR	Strata	Stand	Activity	Acre	Est. Cost	Est. Revenue
16 4N 8E	5	25	Wildlife Management, Other, Burn, Hand, Habitat Improvement	2	\$52.50	\$0.00
16 4N 8E	5	26	Wildlife Management, Other, Burn, Hand, Habitat Improvement	1	\$18.90	\$0.00
16 4N 8E	5	29	Wildlife Management, Other, Burn, Hand, Habitat Improvement	31	\$935.40	\$0.00
16 4N 9E	4	13	Wildlife Management, Other, Burn, Hand, Habitat Improvement	12	\$301.50	\$0.00
16 4N 9E	4	15	Wildlife Management, Other, Burn, Hand, Habitat Improvement	10	\$250.00	\$0.00
16 4N 9E	4	16	Wildlife Management, Other, Burn, Hand, Habitat Improvement	17	\$432.50	\$0.00
16 4N 9E	5	6	Wildlife Management, Other, Burn, Hand, Habitat Improvement	12	\$296.50	\$0.00
16 4N 9E	5	10	Wildlife Management, Other, Burn, Hand, Habitat Improvement	4	\$100.75	\$0.00
16 4N 9E	6	1	Wildlife Management, Other, Burn, Hand, Habitat Improvement	198	\$4,950.00	\$0.00
16 10N 14W	5	5	Wildlife Management, Other, Burn, Hand, Habitat Improvement	26	\$926.45	\$0.00
16 10N 14W	5	8	Wildlife Management, Other, Burn, Hand, Habitat Improvement	31	\$1,068.90	\$0.00
16 10N 14W	8	7	Regeneration, Artificial, Plant, Hand, Loblolly	50	\$6,250.00	\$0.00
16 10N 14W	8	7	Site Preparation, Other, Burn, Hand, Debris	50	\$2,250.00	\$0.00
16 10N 14W	9	13	Wildlife Management, Other, Burn, Hand, Habitat Improvement	16	\$560.00	\$0.00
16 10N 15W	4	5	Wildlife Management, Other, Burn, Hand, Habitat Improvement	9	\$301.00	\$0.00
16 10N 15W	4	17	Wildlife Management, Other, Burn, Hand, Habitat Improvement	3	\$114.80	\$0.00
16 10N 15W	4	28	Wildlife Management, Other, Burn, Hand, Habitat Improvement	10	\$354.90	\$0.00
16 10N 15W	4	30	Wildlife Management, Other, Burn, Hand, Habitat Improvement	2	\$82.25	\$0.00
16 10N 15W	4	33	Wildlife Management, Other, Burn, Hand, Habitat Improvement	5	\$180.60	\$0.00
16 10N 15W	4	38	Wildlife Management, Other, Burn, Hand, Habitat Improvement	14	\$478.45	\$0.00
16 10N 15W	4	41	Wildlife Management, Other, Burn, Hand, Habitat Improvement	4	\$151.55	\$0.00
16 10N 15W	4	42	Wildlife Management, Other, Burn, Hand, Habitat Improvement	34	\$1,204.00	\$0.00
16 10N 15W	4	50	Wildlife Management, Other, Burn, Hand, Habitat Improvement	6	\$214.20	\$0.00

STR	Strata	Stand	Activity	Acre	Est. Cost	Est. Revenue
16 10N 15W	6	2	Wildlife Management, Other, Burn, Hand, Habitat Improvement	32	\$1,117.55	\$0.00
16 10N 15W	6	3	Wildlife Management, Other, Burn, Hand, Habitat Improvement	20	\$716.10	\$0.00
16 10N 15W	6	19	Wildlife Management, Other, Burn, Hand, Habitat Improvement	18	\$615.65	\$0.00
16 10N 16W	1	3	Harvest, Mechanical, Regeneration, Machine, Loblolly	29	\$1,015.00	\$43,906.00

Yearly Totals

1.864

\$66,420.30

\$600,365.57

2013

16 1N 8E	1	9	Regeneration, Artificial, Plant, Hand, Loblolly	27	\$2,651.00	\$0.00
16 1N 8E	1	9	Site Preparation, Mechanical, Shear/Rake, Machine, CutOver	27	\$7,290.25	\$0.00
16 1N 8E	1	10	Site Preparation, Mechanical, Shear/Rake, Machine, CutOver	34	\$9,267.50	\$0.00
16 1N 8E	1	10	Regeneration, Artificial, Plant, Hand, Loblolly	34	\$3,370.00	\$0.00
16 1N 8E	1	13	Site Preparation, Mechanical, Shear/Rake, Machine, CutOver	2	\$508.75	\$0.00
16 1N 8E	1	13	Regeneration, Artificial, Plant, Hand, Loblolly	2	\$185.00	\$0.00
16 1N 8E	1	16	Site Preparation, Mechanical, Shear/Rake, Machine, CutOver	27	\$7,551.50	\$0.00
16 1N 8E	1	16	Regeneration, Artificial, Plant, Hand, Loblolly	27	\$2,746.00	\$0.00
16 1N 8E	1	17	Site Preparation, Mechanical, Shear/Rake, Machine, CutOver	5	\$1,501.50	\$0.00
16 1N 8E	1	17	Regeneration, Artificial, Plant, Hand, Loblolly	5	\$546.00	\$0.00
16 2N 7E	1	5	Site Preparation, Chemical, Broadcast, Aerial, Combination	16	\$1,600.00	\$0.00
16 2N 7E	1	5	Regeneration, Artificial, Plant, Hand, Loblolly	16	\$2,000.00	\$0.00
16 2N 8E	1	9	Regeneration, Artificial, Plant, Hand, Longleaf	52	\$8,060.00	\$0.00
16 2N 8E	1	9	Site Preparation, Chemical, Broadcast, Aerial, Combination	52	\$5,200.00	\$0.00
16 2N 8E	4	7	Wildlife Management, Other, Burn, Hand, Habitat Improvement	34	\$858.50	\$0.00
16 2N 8E	4	10	Wildlife Management, Other, Burn, Hand, Habitat Improvement	2	\$52.00	\$0.00
16 2N 8E	4	11	Wildlife Management, Other, Burn, Hand, Habitat Improvement	4	\$90.00	\$0.00

STR	Strata	Stand	Activity	Acre	Est. Cost	Est. Revenue
16 2N 8E	7	4	Fire Protection, Other, Burn, Hand, Fuel Reduction	94	\$2,350.00	\$0.00
16 3N 7E	7	1	Harvest, Mechanical, Regeneration, Machine, Loblolly	95	\$3,325.00	\$169,575.00
16 3N 8E	1	12	Site Preparation, Chemical, Broadcast, Aerial, Combination	66	\$6,600.00	\$0.00
16 3N 8E	1	12	Site Preparation, Other, Burn, Hand, Combination	66	\$1,650.00	\$0.00
16 3N 8E	1	12	Regeneration, Artificial, Plant, Hand, Loblolly	66	\$8,910.00	\$0.00
16 4N 6E	4	10	Harvest, Mechanical, Thin, Machine, Loblolly	37	\$1,295.00	\$4,847.00
16 4N 7E	4	2	Harvest, Mechanical, Thin, Machine, Loblolly	76	\$2,656.85	\$16,700.20
16 4N 7E	4	4	Harvest, Mechanical, Thin, Machine, Loblolly	116	\$4,051.60	\$25,467.20
16 4N 7E	4	15	Harvest, Mechanical, Thin, Machine, Loblolly	16	\$560.00	\$3,520.00
16 4N 7E	4	16	Harvest, Mechanical, Thin, Machine, Loblolly	4	\$126.00	\$792.00
16 4N 8E	20	2	Stand Improvement, Mechanical, Pre-Commercial Thin, Machine, Loblolly	21	\$2,653.75	\$0.00
16 4N 8E	20	28	Stand Improvement, Mechanical, Pre-Commercial Thin, Machine, Loblolly	9	\$1,103.75	\$0.00
16 4N 9E	2	5	Harvest, Mechanical, Thin, Machine, Loblolly	105	\$3,675.00	\$23,100.00
16 4N 9E	3	7	Harvest, Mechanical, Thin, Machine, Loblolly	21	\$735.00	\$4,620.00
16 4N 9E	5	6	Harvest, Mechanical, Thin, Machine, Loblolly	12	\$415.10	\$6,665.32
16 4N 9E	5	10	Harvest, Mechanical, Thin, Machine, Loblolly	4	\$140.00	\$2,248.00
16 4N 9E	7	12	Site Preparation, Other, Burn, Hand, Debris	67	\$1,675.00	\$0.00
16 4N 9E	7	12	Regeneration, Artificial, Plant, Hand, Loblolly	67	\$6,700.00	\$0.00
16 4N 9E	7	12	Site Preparation, Chemical, Broadcast, Aerial, Combination	67	\$6,365.00	\$0.00
16 4N 9E	8	8	Site Preparation, Chemical, Broadcast, Aerial, Combination	30	\$2,850.00	\$0.00
16 4N 9E	8	8	Regeneration, Artificial, Plant, Hand, Loblolly	30	\$2,850.00	\$0.00
16 4N 9E	8	8	Site Preparation, Other, Burn, Hand, Debris	30	\$750.00	\$0.00
16 10N 14W	7	6	Harvest, Mechanical, Regeneration, Machine, Loblolly	9	\$318.85	\$9,911.68

STR	Strata	Stand	Activity	Acre	Est. Cost	Est. Revenue
16 10N 14W	7	12	Harvest, Mechanical, Regeneration, Machine, Loblolly	9	\$318.85	\$9,911.68
16 10N 14W	7	14	Harvest, Mechanical, Regeneration, Machine, Loblolly	8	\$280.00	\$8,704.00
16 10N 14W	7	15	Harvest, Mechanical, Regeneration, Machine, Loblolly	24	\$848.05	\$26,362.24
16 10N 16W	7	11	Harvest, Mechanical, Thin, Machine, Loblolly	18	\$624.75	\$5,087.25
16 10N 16W	7	14	Harvest, Mechanical, Thin, Machine, Loblolly	16	\$560.00	\$4,560.00
16 10N 16W	7	18	Harvest, Mechanical, Thin, Machine, Loblolly	1	\$47.60	\$387.60

Yearly Totals 1.550 \$117,913.15 \$322,459.17

2014

16 1N 8E	4	4	Site Preparation, Chemical, Broadcast, Aerial, Combination	104	\$11,421.30	\$0.00
16 1N 8E	4	4	Regeneration, Artificial, Plant, Hand, Loblolly	104	\$12,978.75	\$0.00
16 1N 8E	4	4	Site Preparation, Other, Burn, Hand, Debris	104	\$2,595.75	\$0.00
16 1N 8E	4	5	Site Preparation, Other, Burn, Hand, Debris	5	\$124.50	\$0.00
16 1N 8E	4	5	Site Preparation, Chemical, Broadcast, Aerial, Combination	5	\$547.80	\$0.00
16 1N 8E	4	5	Regeneration, Artificial, Plant, Hand, Loblolly	5	\$622.50	\$0.00
16 1N 8E	4	6	Site Preparation, Other, Burn, Hand, Debris	2	\$43.00	\$0.00
16 1N 8E	4	6	Regeneration, Artificial, Plant, Hand, Loblolly	2	\$215.00	\$0.00
16 1N 8E	4	6	Site Preparation, Chemical, Broadcast, Aerial, Combination	2	\$189.20	\$0.00
16 1N 8E	4	7	Site Preparation, Chemical, Broadcast, Aerial, Combination	5	\$543.40	\$0.00
16 1N 8E	4	7	Regeneration, Artificial, Plant, Hand, Loblolly	5	\$617.50	\$0.00
16 1N 8E	4	7	Site Preparation, Other, Burn, Hand, Debris	5	\$123.50	\$0.00
16 1N 9E	4	1	Harvest, Mechanical, Thin, Machine, Loblolly	19	\$665.00	\$4,408.00
16 1N 9E	4	8	Harvest, Mechanical, Thin, Machine, Loblolly	55	\$1,938.30	\$12,848.16
16 1N 9E	5	5	Fire Protection, Other, Burn, Hand, Fuel Reduction	63	\$1,566.00	\$0.00

STR	Strata	Stand	Activity	Acre	Est. Cost	Est. Revenue
16 1N 9E	5	12	Fire Protection, Other, Burn, Hand, Fuel Reduction	62	\$1,537.50	\$0.00
16 1N 9E	5	15	Fire Protection, Other, Burn, Hand, Fuel Reduction	21	\$525.00	\$0.00
16 1N 9E	6	2	Wildlife Management, Other, Burn, Hand, Habitat Improvement	22	\$550.00	\$0.00
16 2N 8E	5	1	Harvest, Mechanical, Thin, Machine, Loblolly	251	\$8,785.00	\$67,268.00
16 3N 6E	1	13	Regeneration, Artificial, Plant, Hand, Loblolly	59	\$7,375.00	\$0.00
16 3N 6E	1	13	Site Preparation, Other, Burn, Hand, Debris	59	\$1,475.00	\$0.00
16 3N 6E	1	13	Site Preparation, Chemical, Broadcast, Aerial, Woody	59	\$5,900.00	\$0.00
16 3N 6E	2	7	Site Preparation, Chemical, Broadcast, Aerial, Woody	43	\$4,300.00	\$0.00
16 3N 6E	2	7	Site Preparation, Other, Burn, Hand, Debris	43	\$1,075.00	\$0.00
16 3N 6E	2	7	Regeneration, Artificial, Plant, Hand, Loblolly	43	\$5,375.00	\$0.00
16 3N 6E	5	2	Wildlife Management, Other, Burn, Hand, Habitat Improvement	20	\$497.25	\$0.00
16 3N 6E	5	10	Wildlife Management, Other, Burn, Hand, Habitat Improvement	34	\$849.75	\$0.00
16 3N 6E	5	11	Wildlife Management, Other, Burn, Hand, Habitat Improvement	9	\$219.50	\$0.00
16 3N 6E	5	12	Wildlife Management, Other, Burn, Hand, Habitat Improvement	8	\$195.50	\$0.00
16 3N 7E	10	14	Harvest, Mechanical, Regeneration, Machine, Loblolly	60	\$2,100.00	\$108,600.00
16 4N 7E	8	14	Harvest, Mechanical, Regeneration, Machine, Loblolly	17	\$595.00	\$27,676.00
16 4N 8E	2	1	Harvest, Mechanical, 1st Thin, Machine, Loblolly	43	\$1,505.00	\$11,352.00
16 4N 8E	3	4	Site Preparation, Chemical, Broadcast, Aerial, Combination	63	\$6,804.00	\$0.00
16 4N 8E	3	4	Site Preparation, Other, Burn, Hand, Debris	63	\$1,575.00	\$0.00
16 4N 8E	3	4	Regeneration, Artificial, Plant, Hand, Loblolly	63	\$5,985.00	\$0.00
16 10N 14W	5	5	Harvest, Mechanical, Thin, Machine, Loblolly	26	\$926.45	\$10,217.42
16 10N 14W	5	8	Harvest, Mechanical, Thin, Machine, Loblolly	31	\$1,085.00	\$11,966.00
16 10N 15W	6	2	Harvest, Mechanical, Thin, Machine, Loblolly	32	\$1,120.00	\$13,376.00

STR	Strata	Stand	Activity	Acre	Est. Cost	Est. Revenue
16 10N 15W	6	3	Harvest, Mechanical, Thin, Machine, Loblolly	20	\$716.10	\$8,552.28
16 10N 15W	6	19	Harvest, Mechanical, Thin, Machine, Loblolly	18	\$615.65	\$7,352.62
16 10N 15W	9	20	Harvest, Mechanical, Regeneration, Machine, Misc Red Oak	34	\$1,184.75	\$45,968.30
16 10N 15W	9	26	Harvest, Mechanical, Regeneration, Machine, Misc Red Oak	12	\$420.00	\$16,296.00
16 10N 15W	9	47	Harvest, Mechanical, Regeneration, Machine, Misc Red Oak	14	\$472.85	\$18,346.58
16 10N 16W	1	3	Site Preparation, Other, Burn, Hand, Debris	29	\$725.00	\$0.00
16 10N 16W	1	3	Site Preparation, Chemical, Broadcast, Aerial, Combination	29	\$2,900.00	\$0.00
16 10N 16W	1	3	Regeneration, Artificial, Plant, Hand, Loblolly	29	\$3,625.00	\$0.00
16 10N 16W	8	6	Harvest, Mechanical, Liquidation, Machine, Loblolly	35	\$1,225.00	\$45,640.00
16 10N 16W	8	10	Harvest, Mechanical, Liquidation, Machine, Loblolly	3	\$105.00	\$3,912.00

Yearly Totals 1.836 \$106,535.80 \$413,779.36

2015						
16 1N 8E	1	9	Vegetation Control, Chemical, Broadcast, Aerial, Combination	27	\$1,988.25	\$0.00
16 1N 8E	1	10	Vegetation Control, Chemical, Broadcast, Aerial, Combination	34	\$2,527.50	\$0.00
16 1N 8E	1	13	Vegetation Control, Chemical, Broadcast, Aerial, Combination	2	\$138.75	\$0.00
16 1N 8E	1	16	Vegetation Control, Chemical, Broadcast, Aerial, Combination	27	\$2,059.50	\$0.00
16 1N 8E	1	17	Vegetation Control, Chemical, Broadcast, Aerial, Combination	5	\$409.50	\$0.00
16 1N 9E	7	4	Harvest, Mechanical, Regeneration, Machine, Loblolly	90	\$3,150.00	\$173,340.00
16 2N 8E	7	4	Harvest, Mechanical, Regeneration, Machine, Loblolly	70	\$2,450.00	\$159,040.00
16 3N 7E	4	2	Wildlife Management, Other, Burn, Hand, Habitat Improvement	33	\$819.50	\$0.00
16 3N 7E	4	3	Wildlife Management, Other, Burn, Hand, Habitat Improvement	28	\$696.00	\$0.00
16 3N 7E	4	4	Wildlife Management, Other, Burn, Hand, Habitat Improvement	27	\$687.00	\$0.00
16 3N 7E	4	8	Wildlife Management, Other, Burn, Hand, Habitat Improvement	10	\$253.25	\$0.00

STR	Strata	Stand	Activity	Acre	Est. Cost	Est. Revenue
16 3N 7E	4	12	Wildlife Management, Other, Burn, Hand, Habitat Improvement	2	\$47.75	\$0.00
16 3N 7E	4	13	Wildlife Management, Other, Burn, Hand, Habitat Improvement	3	\$63.75	\$0.00
16 3N 7E	4	21	Wildlife Management, Other, Burn, Hand, Habitat Improvement	14	\$352.00	\$0.00
16 3N 7E	4	24	Wildlife Management, Other, Burn, Hand, Habitat Improvement	2	\$48.25	\$0.00
16 3N 7E	4	25	Wildlife Management, Other, Burn, Hand, Habitat Improvement	7	\$176.00	\$0.00
16 3N 7E	7	1	Regeneration, Artificial, Plant, Hand, Loblolly	95	\$11,875.00	\$0.00
16 3N 7E	7	1	Site Preparation, Other, Burn, Hand, Debris	95	\$2,375.00	\$0.00
16 3N 7E	7	1	Site Preparation, Chemical, Broadcast, Aerial, Combination	95	\$9,500.00	\$0.00
16 3N 8E	5	7	Wildlife Management, Other, Burn, Hand, Habitat Improvement	4	\$103.25	\$0.00
16 3N 8E	5	8	Wildlife Management, Other, Burn, Hand, Habitat Improvement	20	\$489.00	\$0.00
16 3N 8E	5	15	Wildlife Management, Other, Burn, Hand, Habitat Improvement	112	\$2,801.00	\$0.00
16 3N 9E	3	6	Harvest, Mechanical, Thin, Machine, Loblolly	48	\$1,697.15	\$22,843.64
16 3N 9E	3	17	Harvest, Mechanical, Thin, Machine, Loblolly	2	\$70.00	\$942.20
16 4N 7E	4	2	Wildlife Management, Other, Burn, Hand, Habitat Improvement	76	\$1,897.75	\$0.00
16 4N 7E	4	4	Wildlife Management, Other, Burn, Hand, Habitat Improvement	116	\$2,894.00	\$0.00
16 4N 7E	4	15	Wildlife Management, Other, Burn, Hand, Habitat Improvement	16	\$395.50	\$0.00
16 4N 7E	4	16	Wildlife Management, Other, Burn, Hand, Habitat Improvement	4	\$90.00	\$0.00
16 4N 8E	4	11	Wildlife Management, Other, Burn, Hand, Habitat Improvement	4	\$100.00	\$0.00
16 4N 8E	4	13	Wildlife Management, Other, Burn, Hand, Habitat Improvement	11	\$283.25	\$0.00
16 4N 8E	4	16	Wildlife Management, Other, Burn, Hand, Habitat Improvement	2	\$46.00	\$0.00
16 4N 8E	5	6	Wildlife Management, Other, Burn, Hand, Habitat Improvement	61	\$1,518.25	\$0.00
16 4N 8E	5	10	Wildlife Management, Other, Burn, Hand, Habitat Improvement	26	\$642.00	\$0.00
16 4N 8E	5	12	Wildlife Management, Other, Burn, Hand, Habitat Improvement	72	\$1,809.25	\$0.00

STR	Strata	Stand	Activity	Acre	Est. Cost	Est. Revenue
16 4N 8E	5	18	Wildlife Management, Other, Burn, Hand, Habitat Improvement	6	\$140.75	\$0.00
16 4N 8E	5	23	Wildlife Management, Other, Burn, Hand, Habitat Improvement	23	\$583.00	\$0.00
16 4N 8E	5	24	Wildlife Management, Other, Burn, Hand, Habitat Improvement	21	\$530.50	\$0.00
16 4N 8E	5	25	Wildlife Management, Other, Burn, Hand, Habitat Improvement	2	\$43.75	\$0.00
16 4N 8E	5	26	Wildlife Management, Other, Burn, Hand, Habitat Improvement	1	\$15.75	\$0.00
16 4N 8E	5	29	Wildlife Management, Other, Burn, Hand, Habitat Improvement	31	\$779.50	\$0.00
16 4N 9E	2	5	Wildlife Management, Other, Burn, Hand, Habitat Improvement	105	\$2,625.00	\$0.00
16 4N 9E	3	7	Wildlife Management, Other, Burn, Hand, Habitat Improvement	21	\$525.00	\$0.00
16 4N 9E	4	13	Wildlife Management, Other, Burn, Hand, Habitat Improvement	12	\$301.50	\$0.00
16 4N 9E	4	15	Wildlife Management, Other, Burn, Hand, Habitat Improvement	10	\$250.00	\$0.00
16 4N 9E	4	16	Wildlife Management, Other, Burn, Hand, Habitat Improvement	17	\$432.50	\$0.00
16 10N 14W	7	6	Site Preparation, Other, Burn, Hand, Debris	9	\$227.75	\$0.00
16 10N 14W	7	6	Site Preparation, Chemical, Broadcast, Aerial, Combination	9	\$911.00	\$0.00
16 10N 14W	7	6	Regeneration, Artificial, Plant, Hand, Loblolly	9	\$1,138.75	\$0.00
16 10N 14W	7	12	Site Preparation, Chemical, Broadcast, Aerial, Combination	9	\$911.00	\$0.00
16 10N 14W	7	12	Regeneration, Artificial, Plant, Hand, Loblolly	9	\$1,138.75	\$0.00
16 10N 14W	7	12	Site Preparation, Other, Burn, Hand, Debris	9	\$227.75	\$0.00
16 10N 14W	7	14	Regeneration, Artificial, Plant, Hand, Loblolly	8	\$1,006.25	\$0.00
16 10N 14W	7	14	Site Preparation, Other, Burn, Hand, Debris	8	\$201.25	\$0.00
16 10N 14W	7	14	Site Preparation, Chemical, Broadcast, Aerial, Combination	8	\$800.00	\$0.00
16 10N 14W	7	15	Regeneration, Artificial, Plant, Hand, Loblolly	24	\$3,028.75	\$0.00
16 10N 14W	7	15	Site Preparation, Chemical, Broadcast, Aerial, Combination	24	\$2,423.00	\$0.00
16 10N 14W	7	15	Site Preparation, Other, Burn, Hand, Debris	24	\$605.75	\$0.00

STR	Strata	Stand	Activity	Acre	Est. Cost	Est. Revenue
16 10N 14W	8	7	Harvest, Mechanical, Regeneration, Machine, Loblolly	50	\$1,750.00	\$60,100.00
16 10N 15W	4	5	Wildlife Management, Other, Burn, Hand, Habitat Improvement	9	\$215.00	\$0.00
16 10N 15W	4	17	Wildlife Management, Other, Burn, Hand, Habitat Improvement	3	\$82.00	\$0.00
16 10N 15W	4	28	Wildlife Management, Other, Burn, Hand, Habitat Improvement	10	\$253.50	\$0.00
16 10N 15W	4	30	Wildlife Management, Other, Burn, Hand, Habitat Improvement	2	\$58.75	\$0.00
16 10N 15W	4	33	Wildlife Management, Other, Burn, Hand, Habitat Improvement	5	\$129.00	\$0.00
16 10N 15W	4	38	Wildlife Management, Other, Burn, Hand, Habitat Improvement	14	\$341.75	\$0.00
16 10N 15W	4	41	Wildlife Management, Other, Burn, Hand, Habitat Improvement	4	\$108.25	\$0.00
16 10N 15W	4	42	Wildlife Management, Other, Burn, Hand, Habitat Improvement	34	\$860.00	\$0.00
16 10N 15W	4	50	Wildlife Management, Other, Burn, Hand, Habitat Improvement	6	\$153.00	\$0.00
16 10N 16W	7	11	Wildlife Management, Other, Burn, Hand, Habitat Improvement	18	\$446.25	\$0.00
16 10N 16W	7	14	Wildlife Management, Other, Burn, Hand, Habitat Improvement	16	\$406.75	\$0.00
16 10N 16W	7	18	Wildlife Management, Other, Burn, Hand, Habitat Improvement	1	\$34.00	\$0.00

Yearly Totals 1.813 \$78,138.90 \$416,265.84

2016

16 1N 8E	7	2	Harvest, Mechanical, Regeneration, Machine, Loblolly	25	\$868.00	\$37,770.40
16 1N 8E	7	3	Harvest, Mechanical, Regeneration, Machine, Loblolly	37	\$1,281.00	\$55,741.80
16 1N 8E	7	11	Harvest, Mechanical, Regeneration, Machine, Loblolly	23	\$805.00	\$35,029.00
16 1N 9E	1	9	Fire Protection, Other, Burn, Hand, Fuel Reduction	98	\$2,450.00	\$0.00
16 1N 9E	4	1	Wildlife Management, Other, Burn, Hand, Habitat Improvement	19	\$469.75	\$0.00
16 1N 9E	4	8	Wildlife Management, Other, Burn, Hand, Habitat Improvement	55	\$1,384.50	\$0.00
16 2N 8E	2	2	Fire Protection, Other, Burn, Hand, Fuel Reduction	10	\$246.50	\$0.00
16 2N 8E	2	3	Fire Protection, Other, Burn, Hand, Fuel Reduction	59	\$1,468.50	\$0.00

STR	Strata	Stand	Activity	Acre	Est. Cost	Est. Revenue
16 2N 8E	4	7	Harvest, Mechanical, Thin, Machine, Loblolly	34	\$1,201.90	\$8,516.32
16 2N 8E	4	10	Harvest, Mechanical, Thin, Machine, Loblolly	2	\$70.00	\$496.00
16 2N 8E	4	11	Harvest, Mechanical, Thin, Machine, Loblolly	4	\$126.00	\$892.80
16 2N 8E	5	1	Wildlife Management, Other, Burn, Hand, Habitat Improvement	251	\$6,275.00	\$0.00
16 3N 7E	10	14	Site Preparation, Chemical, Broadcast, Aerial, Combination	60	\$5,700.00	\$0.00
16 3N 7E	10	14	Regeneration, Artificial, Plant, Hand, Loblolly	60	\$7,500.00	\$0.00
16 3N 7E	10	14	Site Preparation, Other, Burn, Hand, Debris	60	\$1,500.00	\$0.00
16 3N 8E	4	9	Harvest, Mechanical, Thin, Machine, Loblolly	36	\$1,260.00	\$9,216.00
16 3N 8E	4	13	Harvest, Mechanical, Thin, Machine, Loblolly	46	\$1,610.00	\$11,776.00
16 3N 9E	4	8	Harvest, Mechanical, Thin, Machine, Loblolly	23	\$805.00	\$10,557.92
16 3N 9E	4	13	Harvest, Mechanical, Thin, Machine, Loblolly	42	\$1,454.95	\$19,082.29
16 3N 9E	4	14	Harvest, Mechanical, Thin, Machine, Loblolly	4	\$125.30	\$1,643.36
16 3N 9E	4	15	Harvest, Mechanical, Thin, Machine, Loblolly	8	\$295.40	\$3,874.30
16 3N 9E	4	16	Harvest, Mechanical, Thin, Machine, Loblolly	8	\$282.10	\$3,699.86
16 4N 6E	4	10	Wildlife Management, Other, Burn, Hand, Habitat Improvement	37	\$917.75	\$0.00
16 4N 6E	7	12	Wildlife Management, Other, Burn, Hand, Habitat Improvement	39	\$975.00	\$0.00
16 4N 7E	1	5	Harvest, Mechanical, Thin, Machine, Loblolly	8	\$293.30	\$2,069.86
16 4N 7E	1	8	Harvest, Mechanical, Thin, Machine, Loblolly	6	\$214.55	\$1,514.11
16 4N 7E	1	9	Harvest, Mechanical, Thin, Machine, Loblolly	6	\$208.60	\$1,472.12
16 4N 7E	1	10	Harvest, Mechanical, Thin, Machine, Loblolly	44	\$1,556.45	\$10,984.09
16 4N 7E	1	11	Harvest, Mechanical, Thin, Machine, Loblolly	11	\$390.25	\$2,754.05
16 4N 7E	1	12	Harvest, Mechanical, Thin, Machine, Loblolly	33	\$1,161.30	\$8,195.46
16 4N 7E	1	13	Harvest, Mechanical, Thin, Machine, Loblolly	10	\$350.00	\$2,470.00

STR	Strata	Stand	Activity	Acre	Est. Cost	Est. Revenue
16 4N 7E	1	19	Harvest, Mechanical, Thin, Machine, Loblolly	35	\$1,236.90	\$8,728.98
16 4N 7E	8	14	Site Preparation, Other, Burn, Hand, Debris	17	\$430.75	\$0.00
16 4N 7E	8	14	Site Preparation, Chemical, Broadcast, Aerial, Combination	17	\$1,723.00	\$0.00
16 4N 7E	8	14	Regeneration, Artificial, Plant, Hand, Loblolly	17	\$2,326.05	\$0.00
16 4N 9E	5	6	Wildlife Management, Other, Burn, Hand, Habitat Improvement	12	\$300.00	\$0.00
16 4N 9E	5	10	Wildlife Management, Other, Burn, Hand, Habitat Improvement	4	\$100.75	\$0.00
16 4N 9E	6	1	Harvest, Mechanical, Regeneration, Machine, Loblolly	100	\$3,500.00	\$254,800.00
16 4N 9E	6	1	Wildlife Management, Other, Burn, Hand, Habitat Improvement	198	\$4,960.50	\$0.00
16 10N 14W	4	4	Harvest, Mechanical, Thin, Machine, Loblolly	23	\$805.00	\$6,716.00
16 10N 14W	5	5	Wildlife Management, Other, Burn, Hand, Habitat Improvement	26	\$661.75	\$0.00
16 10N 14W	5	8	Wildlife Management, Other, Burn, Hand, Habitat Improvement	31	\$763.50	\$0.00
16 10N 14W	9	13	Wildlife Management, Other, Burn, Hand, Habitat Improvement	16	\$400.00	\$0.00
16 10N 15W	3	9	Harvest, Mechanical, Thin, Machine, Loblolly	3	\$90.30	\$766.26
16 10N 15W	3	10	Harvest, Mechanical, Thin, Machine, Loblolly	4	\$140.00	\$1,188.00
16 10N 15W	3	11	Harvest, Mechanical, Thin, Machine, Loblolly	16	\$560.00	\$4,752.00
16 10N 15W	3	12	Harvest, Mechanical, Thin, Machine, Loblolly	3	\$113.05	\$959.31
16 10N 15W	3	15	Harvest, Mechanical, Thin, Machine, Loblolly	1	\$46.20	\$392.04
16 10N 15W	3	22	Harvest, Mechanical, Thin, Machine, Loblolly	3	\$111.65	\$947.43
16 10N 15W	3	24	Harvest, Mechanical, Thin, Machine, Loblolly	8	\$275.10	\$2,334.42
16 10N 15W	3	25	Harvest, Mechanical, Thin, Machine, Loblolly	10	\$354.55	\$3,008.61
16 10N 15W	6	2	Wildlife Management, Other, Burn, Hand, Habitat Improvement	32	\$798.25	\$0.00
16 10N 15W	6	3	Wildlife Management, Other, Burn, Hand, Habitat Improvement	20	\$511.50	\$0.00
16 10N 15W	6	19	Wildlife Management, Other, Burn, Hand, Habitat Improvement	18	\$439.75	\$0.00

STR	Strata	Stand	Activity	Acre	Est. Cost	Est. Revenue
Yearly Totals				1,774	\$63,894.65	\$512,348.80
2017						
16 1N 8E	3	8	Harvest, Mechanical, Thin, Machine, Loblolly	15	\$525.00	\$4,020.00
16 1N 8E	3	12	Harvest, Mechanical, Thin, Machine, Loblolly	15	\$522.20	\$3,998.56
16 1N 8E	3	20	Harvest, Mechanical, Thin, Machine, Loblolly	3	\$111.65	\$854.92
16 1N 9E	5	5	Fire Protection, Other, Burn, Hand, Fuel Reduction	63	\$1,566.00	\$0.00
16 1N 9E	5	12	Fire Protection, Other, Burn, Hand, Fuel Reduction	62	\$1,550.00	\$0.00
16 1N 9E	5	15	Fire Protection, Other, Burn, Hand, Fuel Reduction	21	\$526.75	\$0.00
16 1N 9E	6	2	Wildlife Management, Other, Burn, Hand, Habitat Improvement	22	\$550.00	\$0.00
16 1N 9E	7	4	Site Preparation, Other, Burn, Hand, Debris	90	\$2,250.00	\$0.00
16 1N 9E	7	4	Site Preparation, Chemical, Broadcast, Aerial, Combination	90	\$9,900.00	\$0.00
16 1N 9E	7	4	Regeneration, Artificial, Plant, Hand, Longleaf	90	\$13,500.00	\$0.00
16 2N 8E	7	4	Site Preparation, Other, Burn, Hand, Combination	70	\$1,750.00	\$0.00
16 2N 8E	7	4	Site Preparation, Chemical, Broadcast, Aerial, Combination	70	\$7,000.00	\$0.00
16 2N 8E	7	4	Regeneration, Artificial, Plant, Hand, Longleaf	70	\$10,500.00	\$0.00
16 3N 6E	5	2	Wildlife Management, Other, Burn, Hand, Habitat Improvement	20	\$497.25	\$0.00
16 3N 6E	5	10	Wildlife Management, Other, Burn, Hand, Habitat Improvement	34	\$849.75	\$0.00
16 3N 6E	5	11	Wildlife Management, Other, Burn, Hand, Habitat Improvement	9	\$219.50	\$0.00
16 3N 6E	5	12	Wildlife Management, Other, Burn, Hand, Habitat Improvement	8	\$195.50	\$0.00
16 3N 8E	15	1	Harvest, Mechanical, Regeneration, Machine, Loblolly	122	\$4,270.00	\$276,330.00
16 3N 8E	15	10	Harvest, Mechanical, Regeneration, Machine, Loblolly	8	\$280.00	\$18,120.00
16 3N 9E	3	6	Wildlife Management, Other, Burn, Hand, Habitat Improvement	48	\$1,212.25	\$0.00
16 3N 9E	3	17	Wildlife Management, Other, Burn, Hand, Habitat Improvement	2	\$50.00	\$0.00

STR	Strata	Stand	Activity	Acre	Est. Cost	Est. Revenue
16 4N 8E	2	1	Wildlife Management, Other, Burn, Hand, Habitat Improvement	43	\$1,081.50	\$0.00
16 4N 8E	7	15	Harvest, Mechanical, Final, Machine, Loblolly	24	\$840.00	\$35,808.00
16 4N 8E	7	27	Harvest, Mechanical, Final, Machine, Loblolly	24	\$824.95	\$35,166.44
16 4N 9E	1	2	Harvest, Mechanical, Thin, Machine, Loblolly	12	\$420.00	\$2,400.00
16 4N 9E	1	4	Harvest, Mechanical, Thin, Machine, Loblolly	68	\$2,383.50	\$13,620.00
16 4N 9E	4	13	Harvest, Mechanical, Thin, Machine, Loblolly	12	\$422.10	\$7,091.28
16 4N 9E	4	15	Harvest, Mechanical, Thin, Machine, Loblolly	10	\$353.50	\$5,938.80
16 4N 9E	4	16	Harvest, Mechanical, Thin, Machine, Loblolly	17	\$595.00	\$9,996.00
16 10N 14W	8	7	Site Preparation, Chemical, Broadcast, Aerial, Combination	50	\$5,000.00	\$0.00
16 10N 15W	2	35	Harvest, Mechanical, Thin, Machine, Loblolly	5	\$162.05	\$1,222.32
16 10N 15W	2	43	Harvest, Mechanical, Thin, Machine, Loblolly	11	\$385.00	\$2,904.00
16 10N 15W	4	5	Harvest, Mechanical, Thin, Machine, Loblolly	9	\$315.00	\$2,835.00
16 10N 15W	4	17	Harvest, Mechanical, Thin, Machine, Loblolly	3	\$114.80	\$1,033.20
16 10N 15W	4	28	Harvest, Mechanical, Thin, Machine, Loblolly	10	\$354.90	\$3,194.10
16 10N 15W	4	30	Harvest, Mechanical, Thin, Machine, Loblolly	2	\$82.25	\$740.25
16 10N 15W	4	33	Harvest, Mechanical, Thin, Machine, Loblolly	5	\$180.60	\$1,625.40
16 10N 15W	4	38	Harvest, Mechanical, Thin, Machine, Loblolly	14	\$478.45	\$4,306.05
16 10N 15W	4	41	Harvest, Mechanical, Thin, Machine, Loblolly	4	\$151.55	\$1,363.95
16 10N 15W	4	42	Harvest, Mechanical, Thin, Machine, Loblolly	34	\$1,204.00	\$10,836.00
16 10N 15W	4	50	Harvest, Mechanical, Thin, Machine, Loblolly	6	\$214.20	\$1,927.80
16 10N 15W	9	20	Site Preparation, Other, Burn, Hand, Debris	34	\$846.25	\$0.00
16 10N 15W	9	20	Regeneration, Artificial, Plant, Hand, Loblolly	34	\$4,231.25	\$0.00
16 10N 15W	9	20	Site Preparation, Chemical, Broadcast, Aerial, Combination	34	\$3,385.00	\$0.00

STR	Strata	Stand	Activity	Acre	Est. Cost	Est. Revenue
16 10N 15W	9	26	Site Preparation, Chemical, Broadcast, Aerial, Combination	12	\$1,229.00	\$0.00
16 10N 15W	9	26	Site Preparation, Other, Burn, Hand, Debris	12	\$307.25	\$0.00
16 10N 15W	9	26	Regeneration, Artificial, Plant, Hand, Loblolly	12	\$1,536.25	\$0.00
16 10N 15W	9	47	Regeneration, Artificial, Plant, Hand, Loblolly	14	\$1,688.75	\$0.00
16 10N 15W	9	47	Site Preparation, Chemical, Broadcast, Aerial, Combination	14	\$1,351.00	\$0.00
16 10N 15W	9	47	Site Preparation, Other, Burn, Hand, Debris	14	\$337.75	\$0.00
16 10N 16W	6	13	Harvest, Mechanical, Thin, Machine, Loblolly	14	\$502.25	\$3,587.50
16 10N 16W	6	15	Harvest, Mechanical, Thin, Machine, Loblolly	38	\$1,330.00	\$9,500.00
16 10N 16W	6	17	Harvest, Mechanical, Thin, Machine, Loblolly	4	\$153.30	\$1,095.00

Yearly Totals

1.532

\$90,287.25

\$459,514.57

2018

16 1N 7E	6	10	Harvest, Mechanical, Regeneration, Machine, Loblolly	5	\$175.00	\$11,440.00
16 1N 7E	6	12	Harvest, Mechanical, Regeneration, Machine, Loblolly	29	\$1,015.00	\$66,352.00
16 1N 8E	7	2	Site Preparation, Other, Burn, Hand, Debris	25	\$620.00	\$0.00
16 1N 8E	7	2	Site Preparation, Chemical, Broadcast, Aerial, Combination	25	\$2,728.00	\$0.00
16 1N 8E	7	2	Regeneration, Artificial, Plant, Hand, Loblolly	25	\$3,100.00	\$0.00
16 1N 8E	7	3	Site Preparation, Chemical, Broadcast, Aerial, Combination	37	\$4,026.00	\$0.00
16 1N 8E	7	3	Regeneration, Artificial, Plant, Hand, Loblolly	37	\$4,575.00	\$0.00
16 1N 8E	7	3	Site Preparation, Other, Burn, Hand, Debris	37	\$915.00	\$0.00
16 1N 8E	7	11	Site Preparation, Other, Burn, Hand, Debris	23	\$573.00	\$0.00
16 1N 8E	7	11	Site Preparation, Chemical, Broadcast, Aerial, Combination	23	\$2,521.20	\$0.00
16 1N 8E	7	11	Regeneration, Artificial, Plant, Hand, Loblolly	23	\$2,865.00	\$0.00
16 2N 8E	4	7	Wildlife Management, Other, Burn, Hand, Habitat Improvement	34	\$858.50	\$0.00

STR	Strata	Stand	Activity	Acre	Est. Cost	Est. Revenue
16 2N 8E	4	10	Wildlife Management, Other, Burn, Hand, Habitat Improvement	2	\$52.00	\$0.00
16 2N 8E	4	11	Wildlife Management, Other, Burn, Hand, Habitat Improvement	4	\$90.00	\$0.00
16 3N 7E	4	2	Wildlife Management, Other, Burn, Hand, Habitat Improvement	33	\$819.50	\$0.00
16 3N 7E	4	3	Wildlife Management, Other, Burn, Hand, Habitat Improvement	28	\$696.00	\$0.00
16 3N 7E	4	4	Wildlife Management, Other, Burn, Hand, Habitat Improvement	27	\$687.00	\$0.00
16 3N 7E	4	8	Wildlife Management, Other, Burn, Hand, Habitat Improvement	10	\$253.25	\$0.00
16 3N 7E	4	12	Wildlife Management, Other, Burn, Hand, Habitat Improvement	2	\$47.75	\$0.00
16 3N 7E	4	13	Wildlife Management, Other, Burn, Hand, Habitat Improvement	3	\$63.75	\$0.00
16 3N 7E	4	21	Wildlife Management, Other, Burn, Hand, Habitat Improvement	14	\$352.00	\$0.00
16 3N 7E	4	24	Wildlife Management, Other, Burn, Hand, Habitat Improvement	2	\$48.25	\$0.00
16 3N 7E	4	25	Wildlife Management, Other, Burn, Hand, Habitat Improvement	7	\$176.00	\$0.00
16 3N 8E	3	5	Harvest, Mechanical, Thin, Machine, Loblolly	47	\$1,645.00	\$11,844.00
16 3N 8E	5	7	Wildlife Management, Other, Burn, Hand, Habitat Improvement	4	\$103.25	\$0.00
16 3N 8E	5	8	Wildlife Management, Other, Burn, Hand, Habitat Improvement	20	\$489.00	\$0.00
16 3N 8E	5	15	Wildlife Management, Other, Burn, Hand, Habitat Improvement	112	\$2,801.00	\$0.00
16 3N 9E	4	8	Wildlife Management, Other, Burn, Hand, Habitat Improvement	23	\$585.50	\$0.00
16 3N 9E	4	13	Wildlife Management, Other, Burn, Hand, Habitat Improvement	42	\$1,039.25	\$0.00
16 3N 9E	4	14	Wildlife Management, Other, Burn, Hand, Habitat Improvement	4	\$89.50	\$0.00
16 3N 9E	4	15	Wildlife Management, Other, Burn, Hand, Habitat Improvement	8	\$211.00	\$0.00
16 3N 9E	4	16	Wildlife Management, Other, Burn, Hand, Habitat Improvement	8	\$201.50	\$0.00
16 4N 6E	7	12	Harvest, Mechanical, Regeneration, Machine, Loblolly	39	\$1,365.00	\$54,795.00
16 4N 7E	1	5	Wildlife Management, Other, Burn, Hand, Habitat Improvement	8	\$209.50	\$0.00
16 4N 7E	1	8	Wildlife Management, Other, Burn, Hand, Habitat Improvement	6	\$153.25	\$0.00

STR	Strata	Stand	Activity	Acre	Est. Cost	Est. Revenue
16 4N 7E	1	9	Wildlife Management, Other, Burn, Hand, Habitat Improvement	6	\$149.00	\$0.00
16 4N 7E	1	10	Wildlife Management, Other, Burn, Hand, Habitat Improvement	44	\$1,111.75	\$0.00
16 4N 7E	1	11	Wildlife Management, Other, Burn, Hand, Habitat Improvement	11	\$278.75	\$0.00
16 4N 7E	1	12	Wildlife Management, Other, Burn, Hand, Habitat Improvement	33	\$829.50	\$0.00
16 4N 7E	1	13	Wildlife Management, Other, Burn, Hand, Habitat Improvement	10	\$259.25	\$0.00
16 4N 7E	1	19	Wildlife Management, Other, Burn, Hand, Habitat Improvement	35	\$883.50	\$0.00
16 4N 7E	4	2	Wildlife Management, Other, Burn, Hand, Habitat Improvement	76	\$1,897.75	\$0.00
16 4N 7E	4	4	Wildlife Management, Other, Burn, Hand, Habitat Improvement	116	\$2,894.00	\$0.00
16 4N 7E	4	15	Wildlife Management, Other, Burn, Hand, Habitat Improvement	16	\$395.50	\$0.00
16 4N 7E	4	16	Wildlife Management, Other, Burn, Hand, Habitat Improvement	4	\$90.00	\$0.00
16 4N 8E	4	11	Harvest, Mechanical, Thin, Machine, Loblolly	4	\$140.00	\$1,320.00
16 4N 8E	4	13	Harvest, Mechanical, Thin, Machine, Loblolly	11	\$396.55	\$3,738.90
16 4N 8E	4	16	Harvest, Mechanical, Thin, Machine, Loblolly	2	\$64.40	\$607.20
16 4N 8E	5	6	Harvest, Mechanical, Thin, Machine, Loblolly	61	\$2,125.55	\$22,895.21
16 4N 8E	5	10	Harvest, Mechanical, Thin, Machine, Loblolly	26	\$898.80	\$9,681.36
16 4N 8E	5	12	Harvest, Mechanical, Thin, Machine, Loblolly	72	\$2,520.00	\$27,144.00
16 4N 8E	5	18	Harvest, Mechanical, Thin, Machine, Loblolly	6	\$197.05	\$2,122.51
16 4N 8E	5	23	Harvest, Mechanical, Thin, Machine, Loblolly	23	\$816.20	\$8,791.64
16 4N 8E	5	24	Harvest, Mechanical, Thin, Machine, Loblolly	21	\$742.70	\$7,999.94
16 4N 8E	5	25	Harvest, Mechanical, Thin, Machine, Loblolly	2	\$61.25	\$659.75
16 4N 8E	5	26	Harvest, Mechanical, Thin, Machine, Loblolly	1	\$22.05	\$237.51
16 4N 8E	5	29	Harvest, Mechanical, Thin, Machine, Loblolly	31	\$1,091.30	\$11,754.86
16 4N 9E	2	5	Wildlife Management, Other, Burn, Hand, Habitat Improvement	105	\$2,625.00	\$0.00

STR	Strata	Stand	Activity	Acre	Est. Cost	Est. Revenue
16 2N 8E	5	1	Wildlife Management, Other, Burn, Hand, Habitat Improvement	251	\$6,275.00	\$0.00
16 3N 6E	5	2	Harvest, Mechanical, Thin, Machine, Loblolly	20	\$700.00	\$7,060.00
16 3N 6E	5	10	Harvest, Mechanical, Thin, Machine, Loblolly	34	\$1,189.65	\$11,998.47
16 3N 6E	5	11	Harvest, Mechanical, Thin, Machine, Loblolly	9	\$307.30	\$3,099.34
16 3N 6E	5	12	Harvest, Mechanical, Thin, Machine, Loblolly	8	\$273.70	\$2,760.46
16 3N 7E	3	11	Harvest, Mechanical, Thin, Machine, Loblolly	38	\$1,313.20	\$9,004.80
16 3N 7E	3	16	Harvest, Mechanical, Thin, Machine, Loblolly	10	\$342.65	\$2,349.60
16 3N 7E	3	19	Harvest, Mechanical, Thin, Machine, Loblolly	30	\$1,050.00	\$7,200.00
16 3N 7E	4	2	Harvest, Mechanical, Thin, Machine, Loblolly	33	\$1,155.00	\$8,976.00
16 3N 7E	4	3	Harvest, Mechanical, Thin, Machine, Loblolly	28	\$974.40	\$7,572.48
16 3N 7E	4	4	Harvest, Mechanical, Thin, Machine, Loblolly	27	\$961.80	\$7,474.56
16 3N 7E	4	8	Harvest, Mechanical, Thin, Machine, Loblolly	10	\$354.55	\$2,755.36
16 3N 7E	4	12	Harvest, Mechanical, Thin, Machine, Loblolly	2	\$66.85	\$519.52
16 3N 7E	4	13	Harvest, Mechanical, Thin, Machine, Loblolly	3	\$89.25	\$693.60
16 3N 7E	4	21	Harvest, Mechanical, Thin, Machine, Loblolly	14	\$492.80	\$3,829.76
16 3N 7E	4	24	Harvest, Mechanical, Thin, Machine, Loblolly	2	\$67.55	\$524.96
16 3N 7E	4	25	Harvest, Mechanical, Thin, Machine, Loblolly	7	\$246.40	\$1,914.88
16 3N 8E	4	9	Wildlife Management, Other, Burn, Hand, Habitat Improvement	36	\$900.00	\$0.00
16 3N 8E	4	13	Wildlife Management, Other, Burn, Hand, Habitat Improvement	46	\$1,150.00	\$0.00
16 3N 8E	15	1	Site Preparation, Other, Burn, Hand, Combination	122	\$3,051.00	\$0.00
16 3N 8E	15	1	Regeneration, Artificial, Plant, Hand, Loblolly	122	\$16,475.40	\$0.00
16 3N 8E	15	1	Site Preparation, Chemical, Broadcast, Aerial, Combination	122	\$12,204.00	\$0.00
16 3N 8E	15	10	Site Preparation, Chemical, Broadcast, Aerial, Combination	8	\$752.00	\$0.00

STR	Strata	Stand	Activity	Acre	Est. Cost	Est. Revenue
16 3N 8E	15	10	Site Preparation, Other, Burn, Hand, Combination	8	\$188.00	\$0.00
16 3N 8E	15	10	Regeneration, Artificial, Plant, Hand, Loblolly	8	\$1,015.20	\$0.00
16 4N 7E	4	2	Harvest, Mechanical, Thin, Machine, Loblolly	76	\$2,660.00	\$34,504.00
16 4N 7E	4	4	Harvest, Mechanical, Thin, Machine, Loblolly	116	\$4,051.60	\$52,555.04
16 4N 7E	4	15	Harvest, Mechanical, Thin, Machine, Loblolly	16	\$553.70	\$7,182.28
16 4N 7E	4	16	Harvest, Mechanical, Thin, Machine, Loblolly	4	\$126.00	\$1,634.40
16 4N 8E	7	15	Regeneration, Artificial, Plant, Hand, Loblolly	24	\$3,222.45	\$0.00
16 4N 8E	7	15	Site Preparation, Chemical, Broadcast, Aerial, Combination	24	\$2,387.00	\$0.00
16 4N 8E	7	15	Site Preparation, Other, Burn, Hand, Debris	24	\$596.75	\$0.00
16 4N 8E	7	27	Regeneration, Artificial, Plant, Hand, Loblolly	24	\$3,181.95	\$0.00
16 4N 8E	7	27	Site Preparation, Chemical, Broadcast, Aerial, Combination	24	\$2,357.00	\$0.00
16 4N 8E	7	27	Site Preparation, Other, Burn, Hand, Debris	24	\$589.25	\$0.00
16 4N 9E	5	6	Wildlife Management, Other, Burn, Hand, Habitat Improvement	12	\$300.00	\$0.00
16 4N 9E	5	10	Wildlife Management, Other, Burn, Hand, Habitat Improvement	4	\$100.75	\$0.00
16 4N 9E	6	1	Wildlife Management, Other, Burn, Hand, Habitat Improvement	198	\$4,960.50	\$0.00
16 10N 14W	4	4	Wildlife Management, Other, Burn, Hand, Habitat Improvement	23	\$574.00	\$0.00
16 10N 14W	5	5	Wildlife Management, Other, Burn, Hand, Habitat Improvement	26	\$661.75	\$0.00
16 10N 14W	5	8	Wildlife Management, Other, Burn, Hand, Habitat Improvement	31	\$763.50	\$0.00
16 10N 14W	9	13	Wildlife Management, Other, Burn, Hand, Habitat Improvement	16	\$400.00	\$0.00
16 10N 15W	3	9	Wildlife Management, Other, Burn, Hand, Habitat Improvement	3	\$64.50	\$0.00
16 10N 15W	3	10	Wildlife Management, Other, Burn, Hand, Habitat Improvement	4	\$92.50	\$0.00
16 10N 15W	3	11	Wildlife Management, Other, Burn, Hand, Habitat Improvement	16	\$400.00	\$0.00
16 10N 15W	3	12	Wildlife Management, Other, Burn, Hand, Habitat Improvement	3	\$80.75	\$0.00

STR	Strata	Stand	Activity	Acre	Est. Cost	Est. Revenue
16 10N 15W	3	15	Wildlife Management, Other, Burn, Hand, Habitat Improvement	1	\$33.00	\$0.00
16 10N 15W	3	22	Wildlife Management, Other, Burn, Hand, Habitat Improvement	3	\$79.75	\$0.00
16 10N 15W	3	24	Wildlife Management, Other, Burn, Hand, Habitat Improvement	8	\$196.50	\$0.00
16 10N 15W	3	25	Wildlife Management, Other, Burn, Hand, Habitat Improvement	10	\$253.25	\$0.00
16 10N 15W	4	5	Wildlife Management, Other, Burn, Hand, Habitat Improvement	9	\$215.00	\$0.00
16 10N 15W	4	17	Wildlife Management, Other, Burn, Hand, Habitat Improvement	3	\$82.00	\$0.00
16 10N 15W	4	28	Wildlife Management, Other, Burn, Hand, Habitat Improvement	10	\$253.50	\$0.00
16 10N 15W	4	30	Wildlife Management, Other, Burn, Hand, Habitat Improvement	2	\$58.75	\$0.00
16 10N 15W	4	33	Wildlife Management, Other, Burn, Hand, Habitat Improvement	5	\$129.00	\$0.00
16 10N 15W	4	38	Wildlife Management, Other, Burn, Hand, Habitat Improvement	14	\$341.75	\$0.00
16 10N 15W	4	41	Wildlife Management, Other, Burn, Hand, Habitat Improvement	4	\$108.25	\$0.00
16 10N 15W	4	42	Wildlife Management, Other, Burn, Hand, Habitat Improvement	34	\$860.00	\$0.00
16 10N 15W	4	50	Wildlife Management, Other, Burn, Hand, Habitat Improvement	6	\$153.00	\$0.00
16 10N 15W	6	2	Wildlife Management, Other, Burn, Hand, Habitat Improvement	32	\$798.25	\$0.00
16 10N 15W	6	3	Wildlife Management, Other, Burn, Hand, Habitat Improvement	20	\$511.50	\$0.00
16 10N 15W	6	19	Wildlife Management, Other, Burn, Hand, Habitat Improvement	18	\$439.75	\$0.00
16 10N 16W	4	4	Harvest, Mechanical, Thin, Machine, Loblolly	25	\$875.00	\$5,600.00
16 10N 16W	4	5	Harvest, Mechanical, Thin, Machine, Loblolly	3	\$109.55	\$701.12
16 10N 16W	4	7	Harvest, Mechanical, Thin, Machine, Loblolly	2	\$70.35	\$450.24
16 10N 16W	4	8	Harvest, Mechanical, Thin, Machine, Loblolly	7	\$252.35	\$1,615.04
Yearly Totals				2.208	\$94,631.25	\$251,176.50
2020						
16 1N 9E	4	1	Harvest, Mechanical, Thin, Machine, Loblolly	19	\$665.00	\$6,593.00

STR	Strata	Stand	Activity	Acre	Est. Cost	Est. Revenue
16 1N 9E	4	8	Harvest, Mechanical, Thin, Machine, Loblolly	55	\$1,938.30	\$19,216.86
16 1N 9E	5	5	Fire Protection, Other, Burn, Hand, Fuel Reduction	63	\$1,566.00	\$0.00
16 1N 9E	5	12	Fire Protection, Other, Burn, Hand, Fuel Reduction	62	\$1,550.00	\$0.00
16 1N 9E	5	15	Fire Protection, Other, Burn, Hand, Fuel Reduction	21	\$526.75	\$0.00
16 1N 9E	6	2	Wildlife Management, Other, Burn, Hand, Habitat Improvement	22	\$550.00	\$0.00
16 3N 6E	6	9	Harvest, Mechanical, Regeneration, Machine, Loblolly	20	\$700.00	\$34,040.00
16 3N 6E	7	3	Harvest, Mechanical, Regeneration, Machine, Loblolly	10	\$346.85	\$11,683.89
16 3N 6E	7	4	Harvest, Mechanical, Regeneration, Machine, Loblolly	1	\$33.60	\$1,131.84
16 3N 6E	7	5	Harvest, Mechanical, Regeneration, Machine, Loblolly	10	\$350.00	\$11,790.00
16 3N 7E	1	5	Harvest, Mechanical, Thin, Machine, Loblolly	6	\$222.60	\$1,513.68
16 3N 7E	1	6	Harvest, Mechanical, Thin, Machine, Loblolly	10	\$350.00	\$2,380.00
16 3N 7E	1	7	Harvest, Mechanical, Thin, Machine, Loblolly	33	\$1,154.30	\$7,849.24
16 3N 9E	4	8	Wildlife Management, Other, Burn, Hand, Habitat Improvement	23	\$585.50	\$0.00
16 3N 9E	4	13	Wildlife Management, Other, Burn, Hand, Habitat Improvement	42	\$1,039.25	\$0.00
16 3N 9E	4	14	Wildlife Management, Other, Burn, Hand, Habitat Improvement	4	\$89.50	\$0.00
16 3N 9E	4	15	Wildlife Management, Other, Burn, Hand, Habitat Improvement	8	\$211.00	\$0.00
16 3N 9E	4	16	Wildlife Management, Other, Burn, Hand, Habitat Improvement	8	\$201.50	\$0.00
16 4N 6E	2	6	Harvest, Mechanical, Thin, Machine, Loblolly	25	\$875.00	\$5,900.00
16 4N 6E	4	10	Wildlife Management, Other, Burn, Hand, Habitat Improvement	37	\$917.75	\$0.00
16 4N 6E	7	12	Site Preparation, Other, Burn, Hand, Debris	39	\$975.00	\$0.00
16 4N 6E	7	12	Site Preparation, Chemical, Broadcast, Aerial, Combination	39	\$3,900.00	\$0.00
16 4N 6E	7	12	Regeneration, Artificial, Plant, Hand, Loblolly	39	\$5,265.00	\$0.00
16 4N 8E	1	8	Harvest, Mechanical, Thin, Machine, Loblolly	13	\$449.75	\$3,032.60

STR	Strata	Stand	Activity	Acre	Est. Cost	Est. Revenue
16 1N 7E	6	12	Site Preparation, Mechanical, Shear/Rake, Machine, Cut-Over	29	\$8,700.00	\$0.00
16 1N 7E	6	12	Regeneration, Artificial, Plant, Hand, Loblolly	29	\$3,625.00	\$0.00
16 1N 8E	2	15	Harvest, Mechanical, Thin, Machine, Loblolly	73	\$2,555.00	\$18,104.00
16 2N 8E	4	7	Wildlife Management, Other, Burn, Hand, Habitat Improvement	34	\$858.50	\$0.00
16 2N 8E	4	10	Wildlife Management, Other, Burn, Hand, Habitat Improvement	2	\$52.00	\$0.00
16 2N 8E	4	11	Wildlife Management, Other, Burn, Hand, Habitat Improvement	4	\$90.00	\$0.00
16 2N 8E	5	1	Harvest, Mechanical, Thin, Machine, Loblolly	251	\$8,785.00	\$83,332.00
16 3N 6E	3	6	Harvest, Mechanical, Thin, Machine, Loblolly	32	\$1,120.00	\$6,400.00
16 3N 6E	5	2	Wildlife Management, Other, Burn, Hand, Habitat Improvement	20	\$497.25	\$0.00
16 3N 6E	5	10	Wildlife Management, Other, Burn, Hand, Habitat Improvement	34	\$849.75	\$0.00
16 3N 6E	5	11	Wildlife Management, Other, Burn, Hand, Habitat Improvement	9	\$219.50	\$0.00
16 3N 6E	5	12	Wildlife Management, Other, Burn, Hand, Habitat Improvement	8	\$195.50	\$0.00
16 3N 6E	6	9	Site Preparation, Chemical, Broadcast, Aerial, Woody	20	\$2,000.00	\$0.00
16 3N 6E	6	9	Regeneration, Artificial, Plant, Hand, Loblolly	20	\$1,900.00	\$0.00
16 3N 6E	7	3	Regeneration, Artificial, Plant, Hand, Loblolly	10	\$1,139.65	\$0.00
16 3N 6E	7	3	Site Preparation, Chemical, Broadcast, Aerial, Woody	10	\$991.00	\$0.00
16 3N 6E	7	4	Regeneration, Artificial, Plant, Hand, Loblolly	1	\$110.40	\$0.00
16 3N 6E	7	4	Site Preparation, Chemical, Broadcast, Aerial, Woody	1	\$96.00	\$0.00
16 3N 6E	7	5	Regeneration, Artificial, Plant, Hand, Loblolly	10	\$1,174.15	\$0.00
16 3N 6E	7	5	Site Preparation, Chemical, Broadcast, Aerial, Woody	10	\$1,021.00	\$0.00
16 3N 7E	2	17	Harvest, Mechanical, Thin, Machine, Loblolly	32	\$1,120.00	\$6,528.00
16 3N 7E	4	2	Wildlife Management, Other, Burn, Hand, Habitat Improvement	33	\$819.50	\$0.00
16 3N 7E	4	3	Wildlife Management, Other, Burn, Hand, Habitat Improvement	28	\$696.00	\$0.00

STR	Strata	Stand	Activity	Acre	Est. Cost	Est. Revenue
16 3N 7E	4	4	Wildlife Management, Other, Burn, Hand, Habitat Improvement	27	\$687.00	\$0.00
16 3N 7E	4	8	Wildlife Management, Other, Burn, Hand, Habitat Improvement	10	\$253.25	\$0.00
16 3N 7E	4	12	Wildlife Management, Other, Burn, Hand, Habitat Improvement	2	\$47.75	\$0.00
16 3N 7E	4	13	Wildlife Management, Other, Burn, Hand, Habitat Improvement	3	\$63.75	\$0.00
16 3N 7E	4	21	Wildlife Management, Other, Burn, Hand, Habitat Improvement	14	\$352.00	\$0.00
16 3N 7E	4	24	Wildlife Management, Other, Burn, Hand, Habitat Improvement	2	\$48.25	\$0.00
16 3N 7E	4	25	Wildlife Management, Other, Burn, Hand, Habitat Improvement	7	\$176.00	\$0.00
16 3N 8E	5	7	Wildlife Management, Other, Burn, Hand, Habitat Improvement	4	\$103.25	\$0.00
16 3N 8E	5	8	Wildlife Management, Other, Burn, Hand, Habitat Improvement	20	\$489.00	\$0.00
16 3N 8E	5	15	Wildlife Management, Other, Burn, Hand, Habitat Improvement	112	\$2,801.00	\$0.00
16 4N 7E	1	5	Wildlife Management, Other, Burn, Hand, Habitat Improvement	8	\$209.50	\$0.00
16 4N 7E	1	8	Wildlife Management, Other, Burn, Hand, Habitat Improvement	6	\$153.25	\$0.00
16 4N 7E	1	9	Wildlife Management, Other, Burn, Hand, Habitat Improvement	6	\$149.00	\$0.00
16 4N 7E	1	10	Wildlife Management, Other, Burn, Hand, Habitat Improvement	44	\$1,111.75	\$0.00
16 4N 7E	1	11	Wildlife Management, Other, Burn, Hand, Habitat Improvement	11	\$278.75	\$0.00
16 4N 7E	1	12	Wildlife Management, Other, Burn, Hand, Habitat Improvement	33	\$829.50	\$0.00
16 4N 7E	1	13	Wildlife Management, Other, Burn, Hand, Habitat Improvement	10	\$259.25	\$0.00
16 4N 7E	1	19	Wildlife Management, Other, Burn, Hand, Habitat Improvement	35	\$883.50	\$0.00
16 4N 7E	4	2	Wildlife Management, Other, Burn, Hand, Habitat Improvement	76	\$1,897.75	\$0.00
16 4N 7E	4	4	Wildlife Management, Other, Burn, Hand, Habitat Improvement	116	\$2,894.00	\$0.00
16 4N 7E	4	15	Wildlife Management, Other, Burn, Hand, Habitat Improvement	16	\$395.50	\$0.00
16 4N 7E	4	16	Wildlife Management, Other, Burn, Hand, Habitat Improvement	4	\$90.00	\$0.00
16 4N 8E	2	1	Harvest, Mechanical, Thin, Machine, Loblolly	43	\$1,505.00	\$14,706.00

STR	Strata	Stand	Activity	Acre	Est. Cost	Est. Revenue
16 4N 8E	8	3	Harvest, Mechanical, Final, Machine, Loblolly	60	\$2,100.00	\$93,120.00
16 4N 8E	8	14	Harvest, Mechanical, Final, Machine, Loblolly	3	\$91.00	\$4,035.20
16 4N 8E	8	21	Harvest, Mechanical, Final, Machine, Loblolly	4	\$124.95	\$5,540.64
16 4N 9E	1	2	Wildlife Management, Other, Burn, Hand, Habitat Improvement	12	\$291.00	\$0.00
16 4N 9E	1	4	Wildlife Management, Other, Burn, Hand, Habitat Improvement	68	\$1,702.50	\$0.00
16 4N 9E	2	5	Wildlife Management, Other, Burn, Hand, Habitat Improvement	105	\$2,625.00	\$0.00
16 4N 9E	3	7	Wildlife Management, Other, Burn, Hand, Habitat Improvement	21	\$526.25	\$0.00
16 4N 9E	4	13	Wildlife Management, Other, Burn, Hand, Habitat Improvement	12	\$301.50	\$0.00
16 4N 9E	4	15	Wildlife Management, Other, Burn, Hand, Habitat Improvement	10	\$252.50	\$0.00
16 4N 9E	4	16	Wildlife Management, Other, Burn, Hand, Habitat Improvement	17	\$432.50	\$0.00
16 4N 9E	6	1	Harvest, Mechanical, Regeneration, Machine, Loblolly	98	\$3,430.00	\$228,438.00
16 10N 14W	3	2	Wildlife Management, Other, Burn, Hand, Habitat Improvement	12	\$303.75	\$0.00
16 10N 14W	3	3	Wildlife Management, Other, Burn, Hand, Habitat Improvement	22	\$555.75	\$0.00
16 10N 16W	4	4	Wildlife Management, Other, Burn, Hand, Habitat Improvement	25	\$632.75	\$0.00
16 10N 16W	4	5	Wildlife Management, Other, Burn, Hand, Habitat Improvement	3	\$78.25	\$0.00
16 10N 16W	4	7	Wildlife Management, Other, Burn, Hand, Habitat Improvement	2	\$50.25	\$0.00
16 10N 16W	4	8	Wildlife Management, Other, Burn, Hand, Habitat Improvement	7	\$180.25	\$0.00
16 10N 16W	7	11	Wildlife Management, Other, Burn, Hand, Habitat Improvement	18	\$446.25	\$0.00
16 10N 16W	7	14	Wildlife Management, Other, Burn, Hand, Habitat Improvement	16	\$406.75	\$0.00
16 10N 16W	7	18	Wildlife Management, Other, Burn, Hand, Habitat Improvement	1	\$34.00	\$0.00
Yearly Totals				1.837	\$71,059.90	\$460,203.84
Grand Totals				17.326	\$809,241.70	\$3,793,074.14

Stand Activity Summary for
Smith County Board of Education

Filters Applied: County: Smith
 Client Class: School Trust Land
 District: South Central District
 Client: Smith County Board of Ed
 STR:
 Activity: Harvest
 Year: 2012 Through 2021

STR	Strata	Stand	Activity	Acre	Est. Cost	Est. Revenue
2012						
16 1N 8E	4	4	Harvest, Mechanical, Regeneration, Machine, Loblolly	104	\$3,634.05	\$169,242.90
16 1N 8E	4	5	Harvest, Mechanical, Regeneration, Machine, Loblolly	5	\$174.30	\$8,117.40
16 1N 8E	4	6	Harvest, Mechanical, Regeneration, Machine, Loblolly	2	\$60.20	\$2,803.60
16 1N 8E	4	7	Harvest, Mechanical, Regeneration, Machine, Loblolly	5	\$175.00	\$8,150.00
16 1N 9E	5	5	Harvest, Mechanical, Thin, Machine, Loblolly	63	\$2,192.40	\$14,532.48
16 1N 9E	5	12	Harvest, Mechanical, Thin, Machine, Loblolly	62	\$2,152.50	\$14,268.00
16 1N 9E	5	15	Harvest, Mechanical, Thin, Machine, Loblolly	21	\$735.00	\$4,872.00
16 1N 9E	6	2	Harvest, Mechanical, Thin, Machine, Loblolly	22	\$770.00	\$7,634.00
16 3N 6E	1	13	Harvest, Mechanical, Regeneration, Machine, Loblolly	59	\$2,065.00	\$20,768.00
16 3N 6E	2	7	Harvest, Mechanical, Regeneration, Machine, Loblolly	43	\$1,505.00	\$80,367.00
16 3N 6E	5	2	Harvest, Mechanical, Thin, Machine, Loblolly	20	\$700.00	\$8,800.00
16 3N 6E	5	10	Harvest, Mechanical, Thin, Machine, Loblolly	34	\$1,189.65	\$14,955.60
16 3N 6E	5	11	Harvest, Mechanical, Thin, Machine, Loblolly	9	\$307.30	\$3,863.20
16 3N 6E	5	12	Harvest, Mechanical, Thin, Machine, Loblolly	8	\$273.70	\$3,440.80
16 3N 7E	4	2	Harvest, Mechanical, Thin, Machine, Loblolly	33	\$1,155.00	\$8,646.00
16 3N 7E	4	3	Harvest, Mechanical, Thin, Machine, Loblolly	28	\$974.40	\$7,294.08
16 3N 7E	4	4	Harvest, Mechanical, Thin, Machine, Loblolly	27	\$961.80	\$7,199.76
16 3N 7E	4	8	Harvest, Mechanical, Thin, Machine, Loblolly	10	\$354.55	\$2,654.06

STR	Strata	Stand	Activity	Acre	Est. Cost	Est. Revenue
16 3N 7E	4	12	Harvest, Mechanical, Thin, Machine, Loblolly	2	\$66.85	\$500.42
16 3N 7E	4	13	Harvest, Mechanical, Thin, Machine, Loblolly	3	\$89.25	\$668.10
16 3N 7E	4	21	Harvest, Mechanical, Thin, Machine, Loblolly	14	\$492.80	\$3,688.96
16 3N 7E	4	24	Harvest, Mechanical, Thin, Machine, Loblolly	2	\$67.55	\$505.66
16 3N 7E	4	25	Harvest, Mechanical, Thin, Machine, Loblolly	7	\$246.40	\$1,844.48
16 3N 8E	5	7	Harvest, Mechanical, Thin, Machine, Loblolly	4	\$144.55	\$826.00
16 3N 8E	5	8	Harvest, Mechanical, Thin, Machine, Loblolly	20	\$684.60	\$3,912.00
16 3N 8E	5	15	Harvest, Mechanical, Thin, Machine, Loblolly	112	\$3,920.00	\$22,400.00
16 4N 8E	3	4	Harvest, Mechanical, Regeneration, Machine, Loblolly	63	\$2,205.00	\$129,697.47
16 4N 8E	4	11	Harvest, Mechanical, Thin, Machine, Loblolly	4	\$120.00	\$1,120.00
16 4N 8E	4	13	Harvest, Mechanical, Thin, Machine, Loblolly	11	\$339.90	\$3,172.40
16 4N 8E	4	16	Harvest, Mechanical, Thin, Machine, Loblolly	2	\$55.20	\$515.20
16 10N 16W	1	3	Harvest, Mechanical, Regeneration, Machine, Loblolly	29	\$1,015.00	\$43,906.00

Yearly Totals

826

\$28,826.95

\$600,365.57

2013

16 3N 7E	7	1	Harvest, Mechanical, Regeneration, Machine, Loblolly	95	\$3,325.00	\$169,575.00
16 4N 6E	4	10	Harvest, Mechanical, Thin, Machine, Loblolly	37	\$1,295.00	\$4,847.00
16 4N 7E	4	2	Harvest, Mechanical, Thin, Machine, Loblolly	76	\$2,656.85	\$16,700.20
16 4N 7E	4	4	Harvest, Mechanical, Thin, Machine, Loblolly	116	\$4,051.60	\$25,467.20
16 4N 7E	4	15	Harvest, Mechanical, Thin, Machine, Loblolly	16	\$560.00	\$3,520.00
16 4N 7E	4	16	Harvest, Mechanical, Thin, Machine, Loblolly	4	\$126.00	\$792.00
16 4N 9E	2	5	Harvest, Mechanical, Thin, Machine, Loblolly	105	\$3,675.00	\$23,100.00
16 4N 9E	3	7	Harvest, Mechanical, Thin, Machine, Loblolly	21	\$735.00	\$4,620.00

STR	Strata	Stand	Activity	Acre	Est. Cost	Est. Revenue
16 4N 9E	5	6	Harvest, Mechanical, Thin, Machine, Loblolly	12	\$415.10	\$6,665.32
16 4N 9E	5	10	Harvest, Mechanical, Thin, Machine, Loblolly	4	\$140.00	\$2,248.00
16 10N 14W	7	6	Harvest, Mechanical, Regeneration, Machine, Loblolly	9	\$318.85	\$9,911.68
16 10N 14W	7	12	Harvest, Mechanical, Regeneration, Machine, Loblolly	9	\$318.85	\$9,911.68
16 10N 14W	7	14	Harvest, Mechanical, Regeneration, Machine, Loblolly	8	\$280.00	\$8,704.00
16 10N 14W	7	15	Harvest, Mechanical, Regeneration, Machine, Loblolly	24	\$848.05	\$26,362.24
16 10N 16W	7	11	Harvest, Mechanical, Thin, Machine, Loblolly	18	\$624.75	\$5,087.25
16 10N 16W	7	14	Harvest, Mechanical, Thin, Machine, Loblolly	16	\$560.00	\$4,560.00
16 10N 16W	7	18	Harvest, Mechanical, Thin, Machine, Loblolly	1	\$47.60	\$387.60

Yearly Totals

571 \$19,977.65 \$322,459.17

2014

16 1N 9E	4	1	Harvest, Mechanical, Thin, Machine, Loblolly	19	\$665.00	\$4,408.00
16 1N 9E	4	8	Harvest, Mechanical, Thin, Machine, Loblolly	55	\$1,938.30	\$12,848.16
16 2N 8E	5	1	Harvest, Mechanical, Thin, Machine, Loblolly	251	\$8,785.00	\$67,268.00
16 3N 7E	10	14	Harvest, Mechanical, Regeneration, Machine, Loblolly	60	\$2,100.00	\$108,600.00
16 4N 7E	8	14	Harvest, Mechanical, Regeneration, Machine, Loblolly	17	\$595.00	\$27,676.00
16 4N 8E	2	1	Harvest, Mechanical, 1st Thin, Machine, Loblolly	43	\$1,505.00	\$11,352.00
16 10N 14W	5	5	Harvest, Mechanical, Thin, Machine, Loblolly	26	\$926.45	\$10,217.42
16 10N 14W	5	8	Harvest, Mechanical, Thin, Machine, Loblolly	31	\$1,085.00	\$11,966.00
16 10N 15W	6	2	Harvest, Mechanical, Thin, Machine, Loblolly	32	\$1,120.00	\$13,376.00
16 10N 15W	6	3	Harvest, Mechanical, Thin, Machine, Loblolly	20	\$716.10	\$8,552.28
16 10N 15W	6	19	Harvest, Mechanical, Thin, Machine, Loblolly	18	\$615.65	\$7,352.62
16 10N 15W	9	20	Harvest, Mechanical, Regeneration, Machine, Misc Red Oak	34	\$1,184.75	\$45,968.30

STR	Strata	Stand	Activity	Acre	Est. Cost	Est. Revenue
16 10N 15W	9	26	Harvest, Mechanical, Regeneration, Machine, Misc RedOak	12	\$420.00	\$16,296.00
16 10N 15W	9	47	Harvest, Mechanical, Regeneration, Machine, Misc Red Oak	14	\$472.85	\$18,346.58
16 10N 16W	8	6	Harvest, Mechanical, Liquidation, Machine, Loblolly	35	\$1,225.00	\$45,640.00
16 10N 16W	8	10	Harvest, Mechanical, Liquidation, Machine, Loblolly	3	\$105.00	\$3,912.00

Yearly Totals

670

\$23,459.10

\$413,779.36

2015

16 1N 9E	7	4	Harvest, Mechanical, Regeneration, Machine, Loblolly	90	\$3,150.00	\$173,340.00
16 2N 8E	7	4	Harvest, Mechanical, Regeneration, Machine, Loblolly	70	\$2,450.00	\$159,040.00
16 3N 9E	3	6	Harvest, Mechanical, Thin, Machine, Loblolly	48	\$1,697.15	\$22,843.64
16 3N 9E	3	17	Harvest, Mechanical, Thin, Machine, Loblolly	2	\$70.00	\$942.20
16 10N 14W	8	7	Harvest, Mechanical, Regeneration, Machine, Loblolly	50	\$1,750.00	\$60,100.00

Yearly Totals

260

\$9,117.15

\$416,265.84

2016

16 1N 8E	7	2	Harvest, Mechanical, Regeneration, Machine, Loblolly	25	\$868.00	\$37,770.40
16 1N 8E	7	3	Harvest, Mechanical, Regeneration, Machine, Loblolly	37	\$1,281.00	\$55,741.80
16 1N 8E	7	11	Harvest, Mechanical, Regeneration, Machine, Loblolly	23	\$805.00	\$35,029.00
16 2N 8E	4	7	Harvest, Mechanical, Thin, Machine, Loblolly	34	\$1,201.90	\$8,516.32
16 2N 8E	4	10	Harvest, Mechanical, Thin, Machine, Loblolly	2	\$70.00	\$496.00
16 2N 8E	4	11	Harvest, Mechanical, Thin, Machine, Loblolly	4	\$126.00	\$892.80
16 3N 8E	4	9	Harvest, Mechanical, Thin, Machine, Loblolly	36	\$1,260.00	\$9,216.00
16 3N 8E	4	13	Harvest, Mechanical, Thin, Machine, Loblolly	46	\$1,610.00	\$11,776.00
16 3N 9E	4	8	Harvest, Mechanical, Thin, Machine, Loblolly	23	\$805.00	\$10,557.92
16 3N 9E	4	13	Harvest, Mechanical, Thin, Machine, Loblolly	42	\$1,454.95	\$19,082.29

STR	Strata	Stand	Activity	Acre	Est. Cost	Est. Revenue
16 3N 9E	4	14	Harvest, Mechanical, Thin, Machine, Loblolly	4	\$125.30	\$1,643.36
16 3N 9E	4	15	Harvest, Mechanical, Thin, Machine, Loblolly	8	\$295.40	\$3,874.30
16 3N 9E	4	16	Harvest, Mechanical, Thin, Machine, Loblolly	8	\$282.10	\$3,699.86
16 4N 7E	1	5	Harvest, Mechanical, Thin, Machine, Loblolly	8	\$293.30	\$2,069.86
16 4N 7E	1	8	Harvest, Mechanical, Thin, Machine, Loblolly	6	\$214.55	\$1,514.11
16 4N 7E	1	9	Harvest, Mechanical, Thin, Machine, Loblolly	6	\$208.60	\$1,472.12
16 4N 7E	1	10	Harvest, Mechanical, Thin, Machine, Loblolly	44	\$1,556.45	\$10,984.09
16 4N 7E	1	11	Harvest, Mechanical, Thin, Machine, Loblolly	11	\$390.25	\$2,754.05
16 4N 7E	1	12	Harvest, Mechanical, Thin, Machine, Loblolly	33	\$1,161.30	\$8,195.46
16 4N 7E	1	13	Harvest, Mechanical, Thin, Machine, Loblolly	10	\$350.00	\$2,470.00
16 4N 7E	1	19	Harvest, Mechanical, Thin, Machine, Loblolly	35	\$1,236.90	\$8,728.98
16 4N 9E	6	1	Harvest, Mechanical, Regeneration, Machine, Loblolly	100	\$3,500.00	\$254,800.00
16 10N 14W	4	4	Harvest, Mechanical, Thin, Machine, Loblolly	23	\$805.00	\$6,716.00
16 10N 15W	3	9	Harvest, Mechanical, Thin, Machine, Loblolly	3	\$90.30	\$766.26
16 10N 15W	3	10	Harvest, Mechanical, Thin, Machine, Loblolly	4	\$140.00	\$1,188.00
16 10N 15W	3	11	Harvest, Mechanical, Thin, Machine, Loblolly	16	\$560.00	\$4,752.00
16 10N 15W	3	12	Harvest, Mechanical, Thin, Machine, Loblolly	3	\$113.05	\$959.31
16 10N 15W	3	15	Harvest, Mechanical, Thin, Machine, Loblolly	1	\$46.20	\$392.04
16 10N 15W	3	22	Harvest, Mechanical, Thin, Machine, Loblolly	3	\$111.65	\$947.43
16 10N 15W	3	24	Harvest, Mechanical, Thin, Machine, Loblolly	8	\$275.10	\$2,334.42
16 10N 15W	3	25	Harvest, Mechanical, Thin, Machine, Loblolly	10	\$354.55	\$3,008.61

Yearly Totals

617

\$21,591.85

\$512,348.80

2017

STR	Strata	Stand	Activity	Acre	Est. Cost	Est. Revenue
16 1N 8E	3	8	Harvest, Mechanical, Thin, Machine, Loblolly	15	\$525.00	\$4,020.00
16 1N 8E	3	12	Harvest, Mechanical, Thin, Machine, Loblolly	15	\$522.20	\$3,998.56
16 1N 8E	3	20	Harvest, Mechanical, Thin, Machine, Loblolly	3	\$111.65	\$854.92
16 3N 8E	15	1	Harvest, Mechanical, Regeneration, Machine, Loblolly	122	\$4,270.00	\$276,330.00
16 3N 8E	15	10	Harvest, Mechanical, Regeneration, Machine, Loblolly	8	\$280.00	\$18,120.00
16 4N 8E	7	15	Harvest, Mechanical, Final, Machine, Loblolly	24	\$840.00	\$35,808.00
16 4N 8E	7	27	Harvest, Mechanical, Final, Machine, Loblolly	24	\$824.95	\$35,166.44
16 4N 9E	1	2	Harvest, Mechanical, Thin, Machine, Loblolly	12	\$420.00	\$2,400.00
16 4N 9E	1	4	Harvest, Mechanical, Thin, Machine, Loblolly	68	\$2,383.50	\$13,620.00
16 4N 9E	4	13	Harvest, Mechanical, Thin, Machine, Loblolly	12	\$422.10	\$7,091.28
16 4N 9E	4	15	Harvest, Mechanical, Thin, Machine, Loblolly	10	\$353.50	\$5,938.80
16 4N 9E	4	16	Harvest, Mechanical, Thin, Machine, Loblolly	17	\$595.00	\$9,996.00
16 10N 15W	2	35	Harvest, Mechanical, Thin, Machine, Loblolly	5	\$162.05	\$1,222.32
16 10N 15W	2	43	Harvest, Mechanical, Thin, Machine, Loblolly	11	\$385.00	\$2,904.00
16 10N 15W	4	5	Harvest, Mechanical, Thin, Machine, Loblolly	9	\$315.00	\$2,835.00
16 10N 15W	4	17	Harvest, Mechanical, Thin, Machine, Loblolly	3	\$114.80	\$1,033.20
16 10N 15W	4	28	Harvest, Mechanical, Thin, Machine, Loblolly	10	\$354.90	\$3,194.10
16 10N 15W	4	30	Harvest, Mechanical, Thin, Machine, Loblolly	2	\$82.25	\$740.25
16 10N 15W	4	33	Harvest, Mechanical, Thin, Machine, Loblolly	5	\$180.60	\$1,625.40
16 10N 15W	4	38	Harvest, Mechanical, Thin, Machine, Loblolly	14	\$478.45	\$4,306.05
16 10N 15W	4	41	Harvest, Mechanical, Thin, Machine, Loblolly	4	\$151.55	\$1,363.95
16 10N 15W	4	42	Harvest, Mechanical, Thin, Machine, Loblolly	34	\$1,204.00	\$10,836.00
16 10N 15W	4	50	Harvest, Mechanical, Thin, Machine, Loblolly	6	\$214.20	\$1,927.80

STR	Strata	Stand	Activity	Acre	Est. Cost	Est. Revenue
16 10N 16W	6	13	Harvest, Mechanical, Thin, Machine, Loblolly	14	\$502.25	\$3,587.50
16 10N 16W	6	15	Harvest, Mechanical, Thin, Machine, Loblolly	38	\$1,330.00	\$9,500.00
16 10N 16W	6	17	Harvest, Mechanical, Thin, Machine, Loblolly	4	\$153.30	\$1,095.00
Yearly Totals				491	\$17,176.25	\$459,514.57

2018

16 1N 7E	6	10	Harvest, Mechanical, Regeneration, Machine, Loblolly	5	\$175.00	\$11,440.00
16 1N 7E	6	12	Harvest, Mechanical, Regeneration, Machine, Loblolly	29	\$1,015.00	\$66,352.00
16 3N 8E	3	5	Harvest, Mechanical, Thin, Machine, Loblolly	47	\$1,645.00	\$11,844.00
16 4N 6E	7	12	Harvest, Mechanical, Regeneration, Machine, Loblolly	39	\$1,365.00	\$54,795.00
16 4N 8E	4	11	Harvest, Mechanical, Thin, Machine, Loblolly	4	\$140.00	\$1,320.00
16 4N 8E	4	13	Harvest, Mechanical, Thin, Machine, Loblolly	11	\$396.55	\$3,738.90
16 4N 8E	4	16	Harvest, Mechanical, Thin, Machine, Loblolly	2	\$64.40	\$607.20
16 4N 8E	5	6	Harvest, Mechanical, Thin, Machine, Loblolly	61	\$2,125.55	\$22,895.21
16 4N 8E	5	10	Harvest, Mechanical, Thin, Machine, Loblolly	26	\$898.80	\$9,681.36
16 4N 8E	5	12	Harvest, Mechanical, Thin, Machine, Loblolly	72	\$2,520.00	\$27,144.00
16 4N 8E	5	18	Harvest, Mechanical, Thin, Machine, Loblolly	6	\$197.05	\$2,122.51
16 4N 8E	5	23	Harvest, Mechanical, Thin, Machine, Loblolly	23	\$816.20	\$8,791.64
16 4N 8E	5	24	Harvest, Mechanical, Thin, Machine, Loblolly	21	\$742.70	\$7,999.94
16 4N 8E	5	25	Harvest, Mechanical, Thin, Machine, Loblolly	2	\$61.25	\$659.75
16 4N 8E	5	26	Harvest, Mechanical, Thin, Machine, Loblolly	1	\$22.05	\$237.51
16 4N 8E	5	29	Harvest, Mechanical, Thin, Machine, Loblolly	31	\$1,091.30	\$11,754.86
16 10N 14W	3	2	Harvest, Mechanical, Thin, Machine, Loblolly	12	\$420.00	\$3,000.00
16 10N 14W	3	3	Harvest, Mechanical, Thin, Machine, Loblolly	22	\$778.05	\$5,557.50

STR	Strata	Stand	Activity	Acre	Est. Cost	Est. Revenue
Yearly Totals				414	\$14,473.90	\$249,941.38
2019						
16 1N 9E	5	5	Harvest, Mechanical, Thin, Machine, Loblolly	63	\$2,192.40	\$29,748.99
16 1N 9E	5	12	Harvest, Mechanical, Thin, Machine, Loblolly	62	\$2,170.00	\$29,445.04
16 1N 9E	5	15	Harvest, Mechanical, Thin, Machine, Loblolly	21	\$737.45	\$10,006.56
16 3N 6E	5	2	Harvest, Mechanical, Thin, Machine, Loblolly	20	\$700.00	\$7,060.00
16 3N 6E	5	10	Harvest, Mechanical, Thin, Machine, Loblolly	34	\$1,189.65	\$11,998.47
16 3N 6E	5	11	Harvest, Mechanical, Thin, Machine, Loblolly	9	\$307.30	\$3,099.34
16 3N 6E	5	12	Harvest, Mechanical, Thin, Machine, Loblolly	8	\$273.70	\$2,760.46
16 3N 7E	3	11	Harvest, Mechanical, Thin, Machine, Loblolly	38	\$1,313.20	\$9,004.80
16 3N 7E	3	16	Harvest, Mechanical, Thin, Machine, Loblolly	10	\$342.65	\$2,349.60
16 3N 7E	3	19	Harvest, Mechanical, Thin, Machine, Loblolly	30	\$1,050.00	\$7,200.00
16 3N 7E	4	2	Harvest, Mechanical, Thin, Machine, Loblolly	33	\$1,155.00	\$8,976.00
16 3N 7E	4	3	Harvest, Mechanical, Thin, Machine, Loblolly	28	\$974.40	\$7,572.48
16 3N 7E	4	4	Harvest, Mechanical, Thin, Machine, Loblolly	27	\$961.80	\$7,474.56
16 3N 7E	4	8	Harvest, Mechanical, Thin, Machine, Loblolly	10	\$354.55	\$2,755.36
16 3N 7E	4	12	Harvest, Mechanical, Thin, Machine, Loblolly	2	\$66.85	\$519.52
16 3N 7E	4	13	Harvest, Mechanical, Thin, Machine, Loblolly	3	\$89.25	\$693.60
16 3N 7E	4	21	Harvest, Mechanical, Thin, Machine, Loblolly	14	\$492.80	\$3,829.76
16 3N 7E	4	24	Harvest, Mechanical, Thin, Machine, Loblolly	2	\$67.55	\$524.96
16 3N 7E	4	25	Harvest, Mechanical, Thin, Machine, Loblolly	7	\$246.40	\$1,914.88
16 4N 7E	4	2	Harvest, Mechanical, Thin, Machine, Loblolly	76	\$2,660.00	\$34,504.00
16 4N 7E	4	4	Harvest, Mechanical, Thin, Machine, Loblolly	116	\$4,051.60	\$52,555.04

STR	Strata	Stand	Activity	Acre	Est. Cost	Est. Revenue
16 4N 7E	4	15	Harvest, Mechanical, Thin, Machine, Loblolly	16	\$553.70	\$7,182.28
16 4N 7E	4	16	Harvest, Mechanical, Thin, Machine, Loblolly	4	\$126.00	\$1,634.40
16 10N 16W	4	4	Harvest, Mechanical, Thin, Machine, Loblolly	25	\$875.00	\$5,600.00
16 10N 16W	4	5	Harvest, Mechanical, Thin, Machine, Loblolly	3	\$109.55	\$701.12
16 10N 16W	4	7	Harvest, Mechanical, Thin, Machine, Loblolly	2	\$70.35	\$450.24
16 10N 16W	4	8	Harvest, Mechanical, Thin, Machine, Loblolly	7	\$252.35	\$1,615.04
Yearly Totals				668	\$23,383.50	\$251,176.50

2020

16 1N 9E	4	1	Harvest, Mechanical, Thin, Machine, Loblolly	19	\$665.00	\$6,593.00
16 1N 9E	4	8	Harvest, Mechanical, Thin, Machine, Loblolly	55	\$1,938.30	\$19,216.86
16 3N 6E	6	9	Harvest, Mechanical, Regeneration, Machine, Loblolly	20	\$700.00	\$34,040.00
16 3N 6E	7	3	Harvest, Mechanical, Regeneration, Machine, Loblolly	10	\$346.85	\$11,683.89
16 3N 6E	7	4	Harvest, Mechanical, Regeneration, Machine, Loblolly	1	\$33.60	\$1,131.84
16 3N 6E	7	5	Harvest, Mechanical, Regeneration, Machine, Loblolly	10	\$350.00	\$11,790.00
16 3N 7E	1	5	Harvest, Mechanical, Thin, Machine, Loblolly	6	\$222.60	\$1,513.68
16 3N 7E	1	6	Harvest, Mechanical, Thin, Machine, Loblolly	10	\$350.00	\$2,380.00
16 3N 7E	1	7	Harvest, Mechanical, Thin, Machine, Loblolly	33	\$1,154.30	\$7,849.24
16 4N 6E	2	6	Harvest, Mechanical, Thin, Machine, Loblolly	25	\$875.00	\$5,900.00
16 4N 8E	1	8	Harvest, Mechanical, Thin, Machine, Loblolly	13	\$449.75	\$3,032.60
16 4N 8E	1	20	Harvest, Mechanical, Thin, Machine, Loblolly	8	\$280.00	\$1,888.00
Yearly Totals				210	\$7,365.40	\$107,019.11

2021

16 1N 8E	2	15	Harvest, Mechanical, Thin, Machine, Loblolly	73	\$2,555.00	\$18,104.00
----------	---	----	--	----	------------	-------------

STR	Strata	Stand	Activity	Acre	Est. Cost	Est. Revenue
16 2N 8E	5	1	Harvest, Mechanical, Thin, Machine, Loblolly	251	\$8,785.00	\$83,332.00
16 3N 6E	3	6	Harvest, Mechanical, Thin, Machine, Loblolly	32	\$1,120.00	\$6,400.00
16 3N 7E	2	17	Harvest, Mechanical, Thin, Machine, Loblolly	32	\$1,120.00	\$6,528.00
16 4N 8E	2	1	Harvest, Mechanical, Thin, Machine, Loblolly	43	\$1,505.00	\$14,706.00
16 4N 8E	8	3	Harvest, Mechanical, Final, Machine, Loblolly	60	\$2,100.00	\$93,120.00
16 4N 8E	8	14	Harvest, Mechanical, Final, Machine, Loblolly	3	\$91.00	\$4,035.20
16 4N 8E	8	21	Harvest, Mechanical, Final, Machine, Loblolly	4	\$124.95	\$5,540.64
16 4N 9E	6	1	Harvest, Mechanical, Regeneration, Machine, Loblolly	98	\$3,430.00	\$228,438.00
Yearly Totals				595	\$20,830.95	\$460,203.84
Grand Totals				5.323	\$186,202.70	\$3,793,074.14

Property Activities Report

Filters Applied: County: Smith
 Client Class: School Trust Land
 District: South Central District
 Client: Smith County Board of Ed
 STR:
 Year: 2012 Through 2021

Client Name	Plan Year	STR	Act. Name	Method	Practice	Application	Est. Cost	Act. Object	Est. Miles
Smith County Board of Education									
2012									
16 1N 9E									
Property Activities									
				Maintain	Paint	Hand	\$1,470.27	Property Boundary	3.978
Totals							\$1,470.27		3.978
16 3N 7E									
Property Activities									
				Maintain	Paint	Hand	\$1,477.66	Property Boundary	3.998
Totals							\$1,477.66		3.998
16 3N 9E									
Property Activities									
				Maintain	Paint	Hand	\$1,480.25	Property Boundary	4.005
Totals							\$1,480.25		4.005
Summary for 'PlanYear' = 2012									
Totals							\$4,428.18		11.981
2013									
16 4N 9E									
Property Activities									
				Maintain	Paint	Hand	\$1,086.52	Property Boundary	4.027
Totals							\$1,086.52		4.027
16 10N 14W									

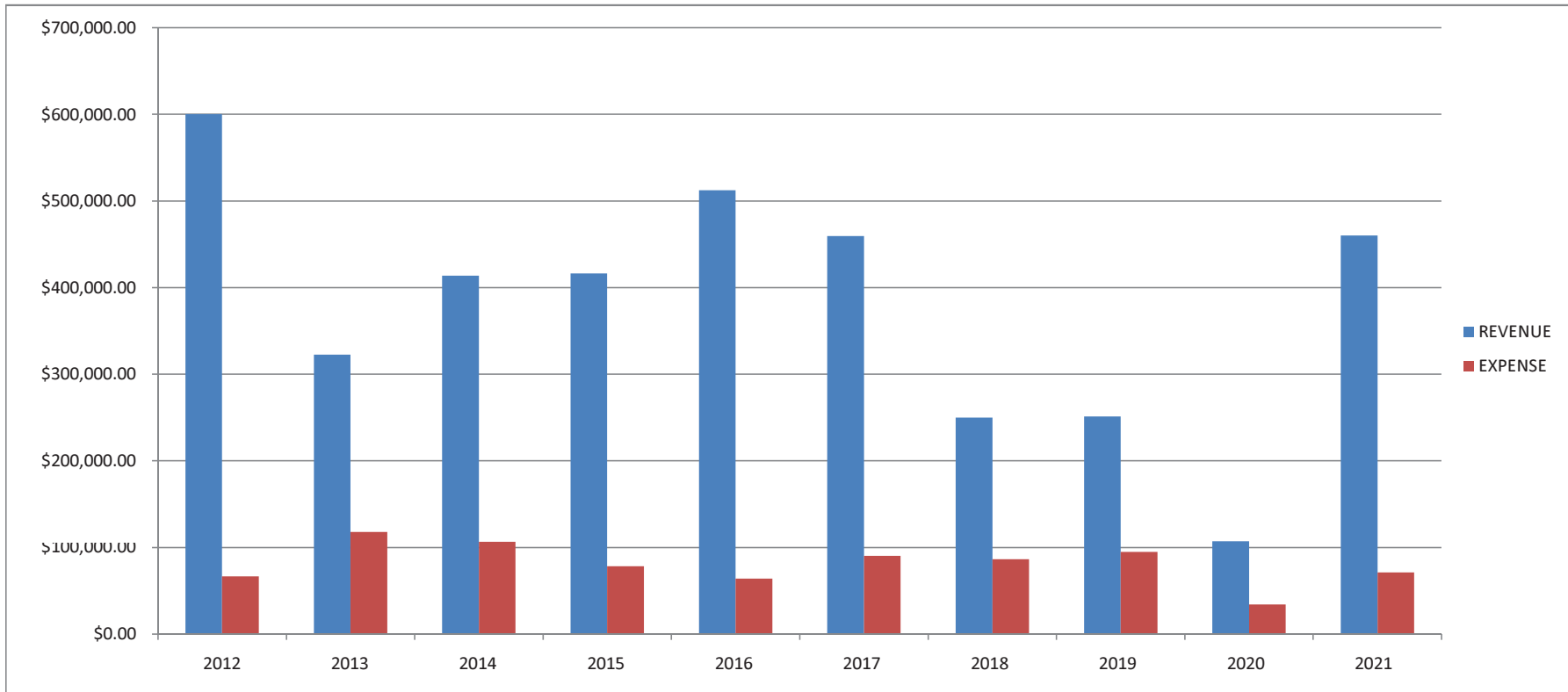
Client Name	Plan Year	STR	Act. Name	Method	Practice	Application	Est. Cost	Act. Object	Est. Miles
			Property Activities						
				Maintain	Paint	Hand	\$1,077.88	Property Boundary	3.995
						Totals	\$1,077.88		3.995
		16 10N 15W	Property Activities						
				Maintain	Paint	Hand	\$1,075.99	Property Boundary	3.988
						Totals	\$1,075.99		3.988
						Summary for 'PlanYear' = 2013			
						Totals	\$3,240.39		12.01
	2014								
		16 1N 8E	Property Activities						
				Maintain	Paint	Hand	\$1,078.69	Property Boundary	3.998
						Totals	\$1,078.69		3.998
		16 2N 7E	Property Activities						
				Maintain	Paint	Hand	\$1,081.93	Property Boundary	4.01
						Totals	\$1,081.93		4.01
		16 4N 7E	Property Activities						
				Maintain	Paint	Hand	\$1,081.66	Property Boundary	4.009
						Totals	\$1,081.66		4.009
						Summary for 'PlanYear' = 2014			
						Totals	\$3,242.28		12.017
	2015								
		16 1N 7E	Property Activities						

Client Name	Plan Year	STR	Act. Name	Method	Practice	Application	Est. Cost	Act. Object	Est. Miles
				Maintain	Paint	Hand	\$1,068.17	Property Boundary	3.959
						Totals	\$1,068.17		3.959
		16 2N 8E							
			Property Activities						
				Maintain	Paint	Hand	\$1,088.68	Property Boundary	4.035
						Totals	\$1,088.68		4.035
		16 2N 9E							
			Property Activities						
				Maintain	Paint	Hand	\$1,077.61	Property Boundary	3.994
						Totals	\$1,077.61		3.994
						Summary for 'PlanYear' = 2015			
						Totals	\$3,234.46		11.988
	2016								
		16 3N 8E							
			Property Activities						
				Maintain	Paint	Hand	\$1,084.36	Property Boundary	4.019
						Totals	\$1,084.36		4.019
		16 4N 8E							
			Property Activities						
				Maintain	Paint	Hand	\$1,102.98	Property Boundary	4.088
						Totals	\$1,102.98		4.088
		16 10N 16W							
			Property Activities						
				Maintain	Paint	Hand	\$1,074.38	Property Boundary	3.982
						Totals	\$1,074.38		3.982
						Summary for 'PlanYear' = 2016			
						Totals	\$3,261.71		12.089

Client Name	Plan Year	STR	Act. Name	Method	Practice	Application	Est. Cost	Act. Object	Est. Miles
	2017								
		16 3N 6E							
			Property Activities						
				Maintain	Paint	Hand	\$1,073.03	Property Boundary	3.977
						Totals	\$1,073.03		3.977
		16 4N 6E							
			Property Activities						
				Maintain	Paint	Hand	\$1,150.46	Property Boundary	4.264
						Totals	\$1,150.46		4.264
						Summary for 'PlanYear' = 2017			
						Totals	\$2,223.49		8.241
	2018								
		16 1N 9E							
			Property Activities						
				Maintain	Paint	Hand	\$1,073.30	Property Boundary	3.978
						Totals	\$1,073.30		3.978
		16 3N 7E							
			Property Activities						
				Maintain	Paint	Hand	\$1,078.69	Property Boundary	3.998
						Totals	\$1,078.69		3.998
		16 3N 9E							
			Property Activities						
				Maintain	Paint	Hand	\$1,080.58	Property Boundary	4.005
						Totals	\$1,080.58		4.005
						Summary for 'PlanYear' = 2018			
						Totals	\$3,232.57		11.981
	2019								

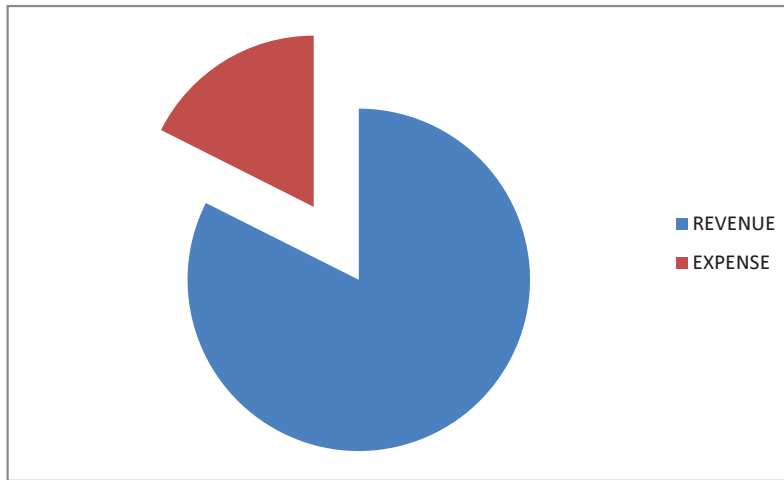
Client Name	Plan Year	STR	Act. Name	Method	Practice	Application	Est. Cost	Act. Object	Est. Miles
		16 4N 9E							
			Property Activities						
				Maintain	Paint	Hand	\$1,086.52	Property Boundary	4.027
						Totals	\$1,086.52		4.027
		16 10N 14W							
			Property Activities						
				Maintain	Paint	Hand	\$1,077.88	Property Boundary	3.995
						Totals	\$1,077.88		3.995
		16 10N 15W							
			Property Activities						
				Maintain	Paint	Hand	\$1,075.99	Property Boundary	3.988
						Totals	\$1,075.99		3.988
						Summary for 'PlanYear' = 2019			
						Totals	\$3,240.39		12.01
	2020								
		16 1N 8E							
			Property Activities						
				Maintain	Paint	Hand	\$1,078.69	Property Boundary	3.998
						Totals	\$1,078.69		3.998
		16 2N 7E							
			Property Activities						
				Maintain	Paint	Hand	\$1,081.93	Property Boundary	4.01
						Totals	\$1,081.93		4.01
		16 4N 7E							
			Property Activities						
				Maintain	Paint	Hand	\$1,081.66	Property Boundary	4.009
						Totals	\$1,081.66		4.009

Client Name	Plan Year	STR	Act. Name	Method	Practice	Application	Est. Cost	Act. Object	Est. Miles
Summary for 'PlanYear' = 2020									
Totals							\$3,242.28		12.017
2021									
16 1N 7E									
Property Activities									
				Maintain	Paint	Hand	\$1,068.17	Property Boundary	3.959
Totals							\$1,068.17		3.959
16 2N 8E									
Property Activities									
				Maintain	Paint	Hand	\$1,088.68	Property Boundary	4.035
Totals							\$1,088.68		4.035
16 2N 9E									
Property Activities									
				Maintain	Paint	Hand	\$1,077.61	Property Boundary	3.994
Totals							\$1,077.61		3.994
Summary for 'PlanYear' = 2021									
Totals							\$3,234.46		11.988
Summary for Smith County Board of Education									
Totals							\$32,580.21		116.322
Grand Totals							\$32,580.21		116.32



**SMITH COUNTY
SIXTEENTH SECTION**

2012-2021
 REVENUE \$3,793,074.14
 EXPENSE \$809,241.70



The expenses and revenues represented by this graph are estimations only. Circumstances on the ground, and other factors can affect these figures.

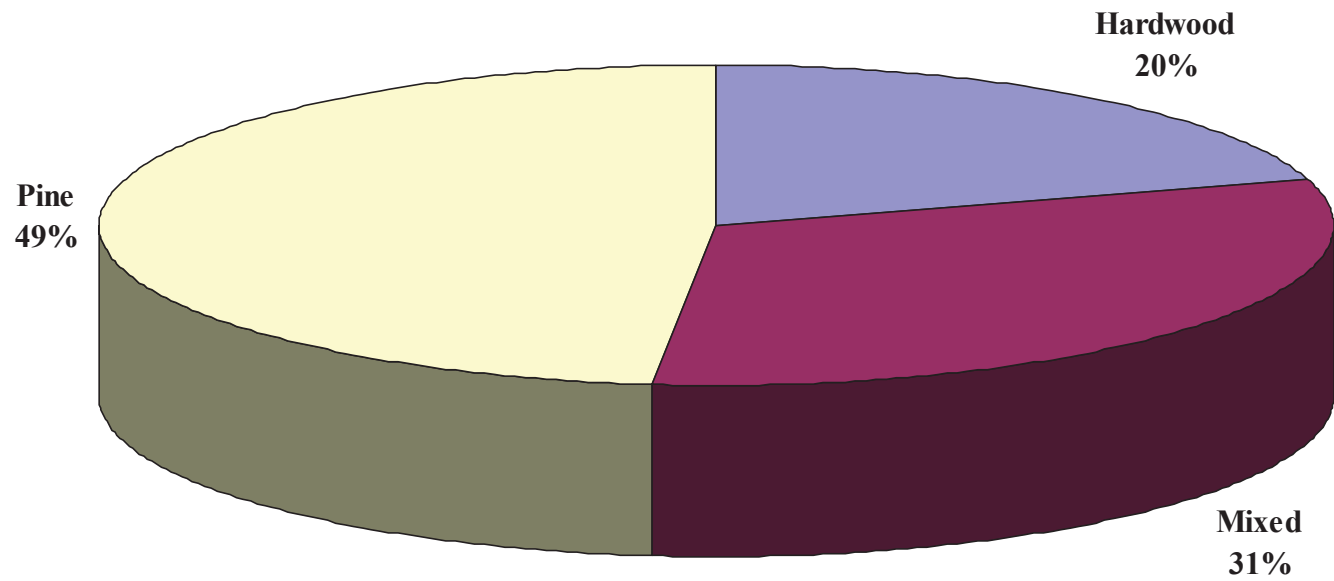
Filters Applied:

County: Smith
Client Class: School Trust Land

District: South Central District
Client: Smith County Board of Ed

STR:

Broad Cover Type Distribution



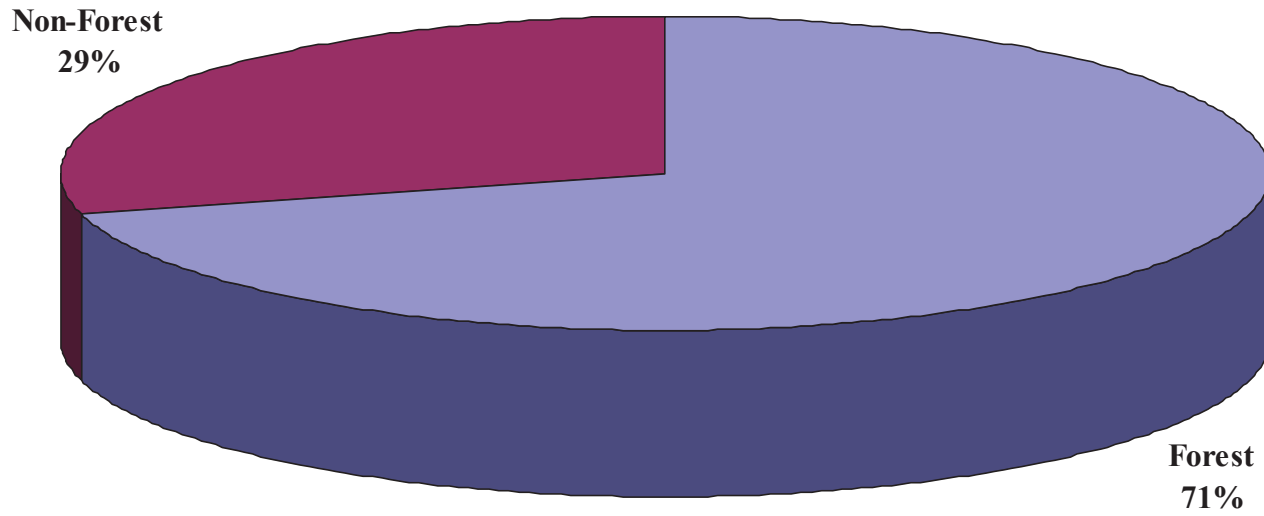
Filters Applied:

County: Smith
Client Class: School Trust Land

District: South Central District
Client: Smith County Board of Ed

STR:

Land Use Distribution



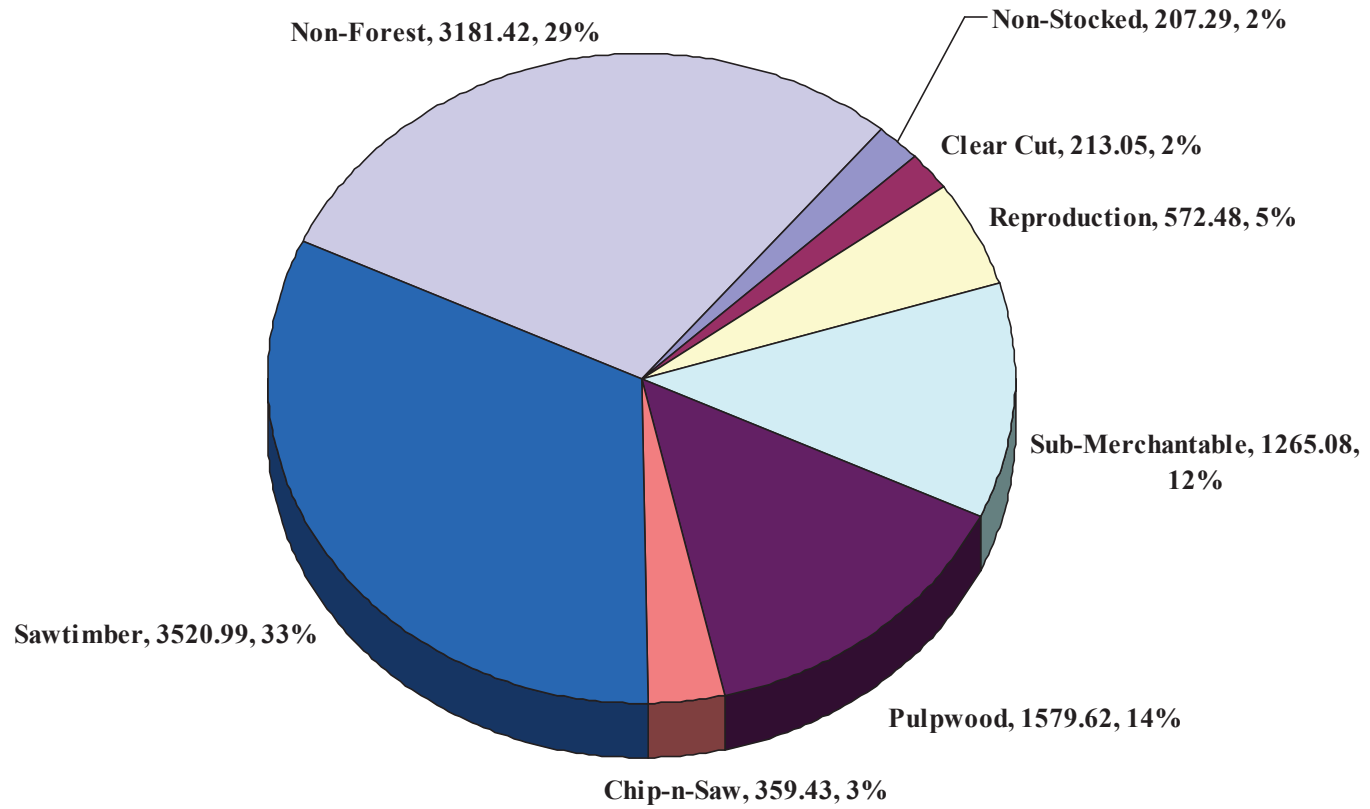
Filters Applied:

County: Smith
Client Class: School Trust Land

District: South Central District
Client: Smith County Board of Ed

STR:

Stand Class Distribution by Acres



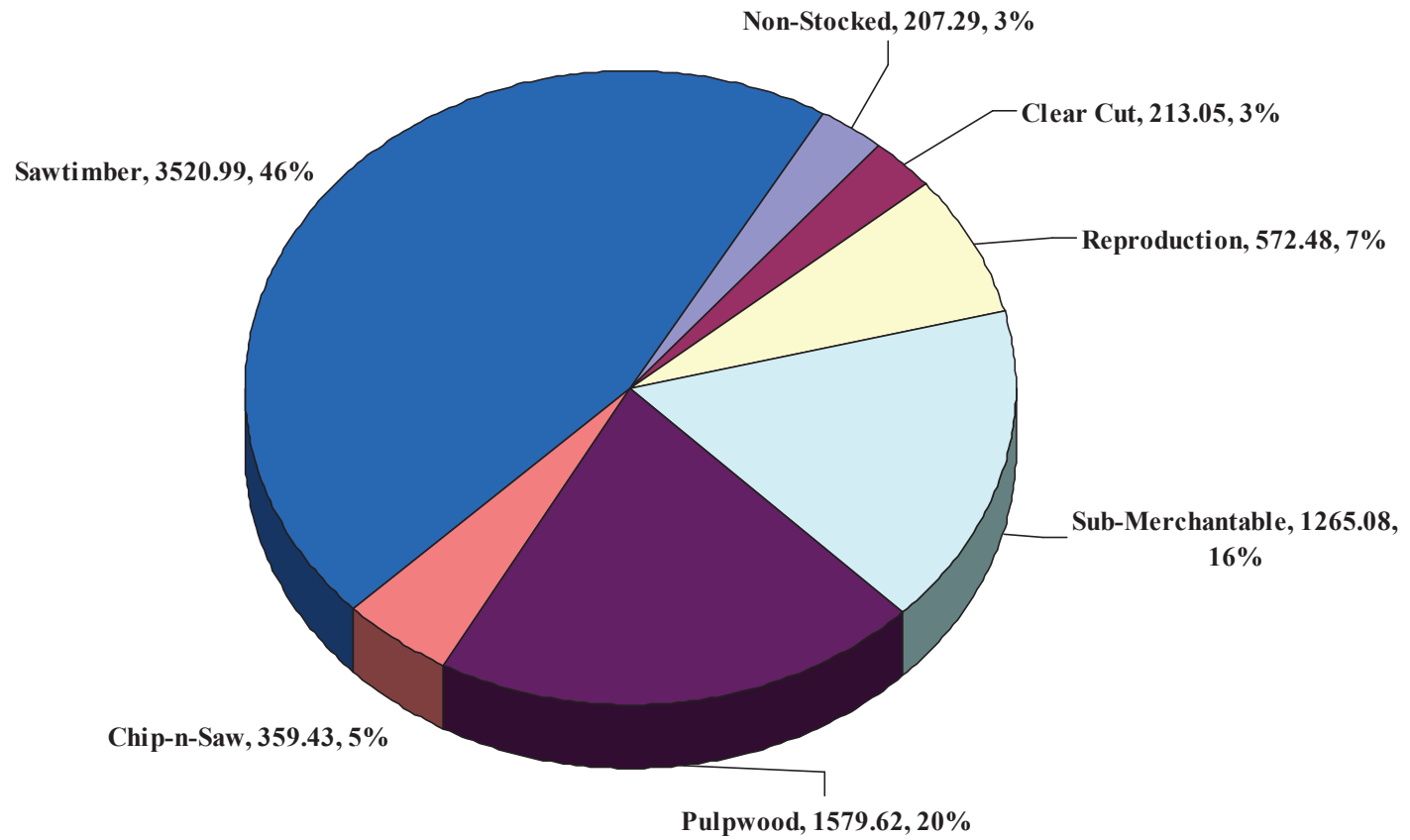
Filters Applied:

County: Smith
Client Class: School Trust Land

District: South Central District
Client: Smith County Board of Ed

STR:

Forested Stands Class Distribution by Acres



Filters Applied:

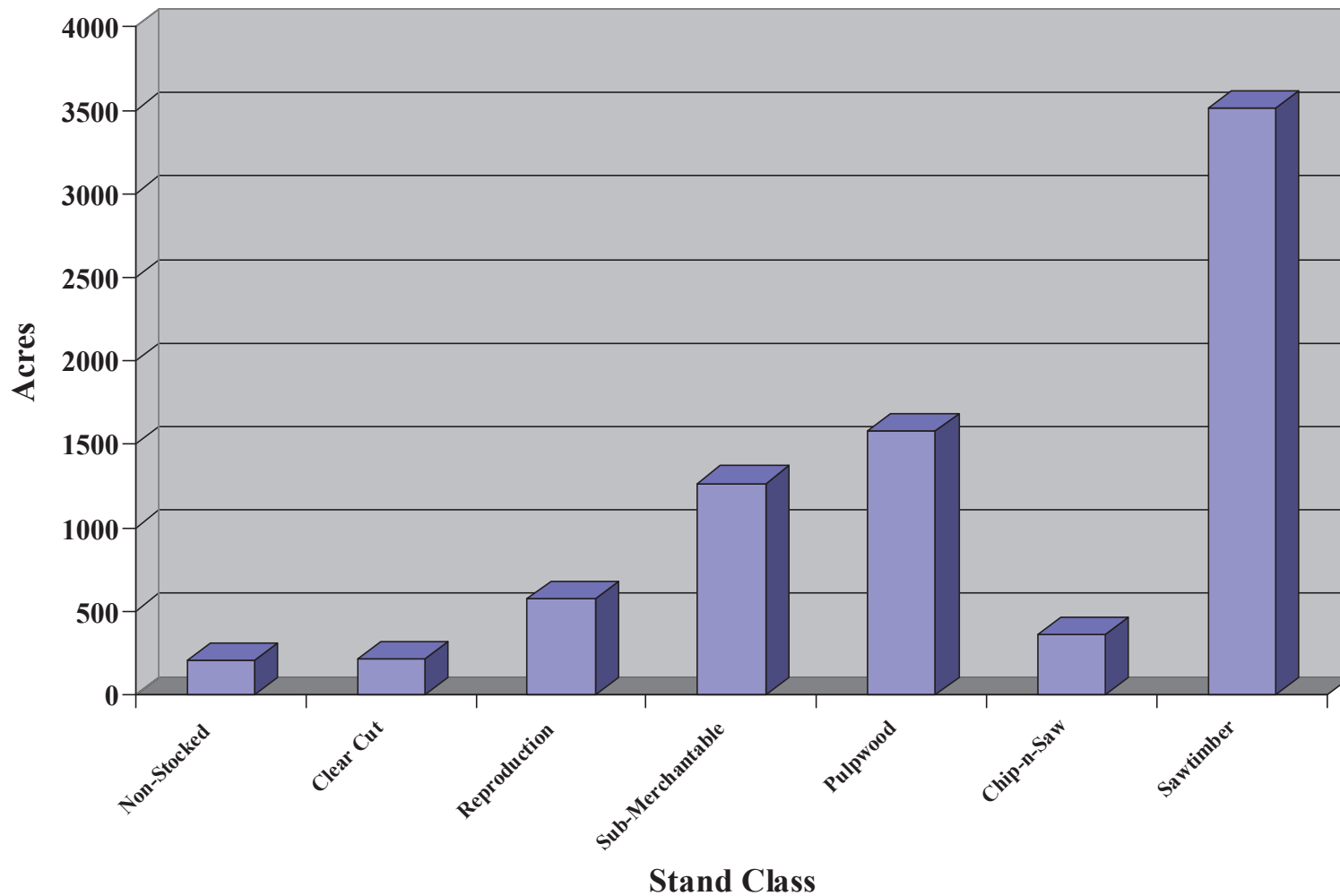
County: Smith
District: South Central District

Client: Smith County Board of Ed
STR:

Broad Cover Type:
Client Class: School Trust Land

Stand Age: Through

Forested Stands Graph



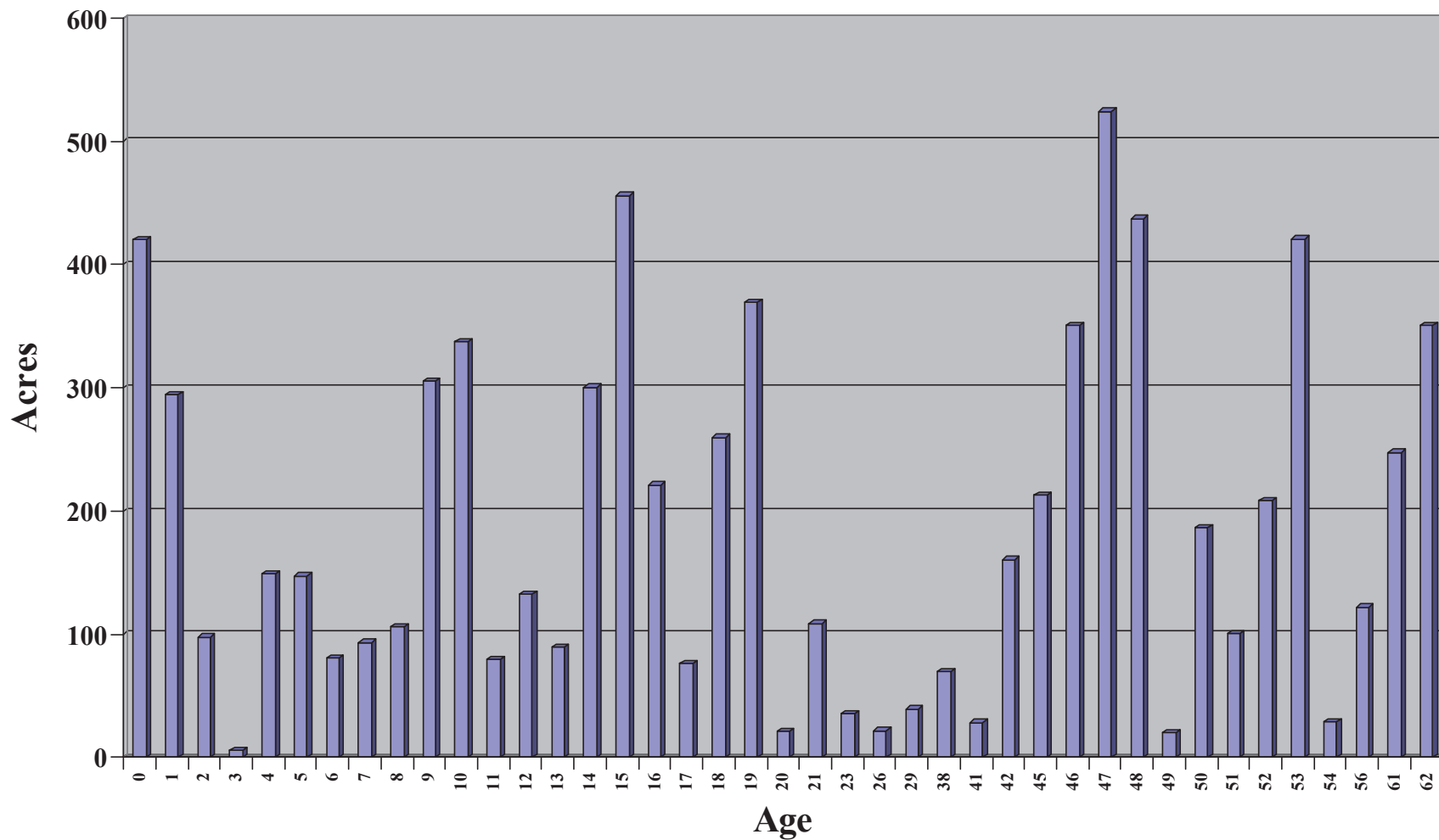
Filters Applied: County: Smith
District: South Central District

Client: Smith County Board of Ed
STR:

Broad Cover Type:
Client Class: School Trust Land

Stand Age: 0 Through 75

Age Distribution Graph





NSF International Strategic Registrations
789 North Dixboro Road, Ann Arbor, Michigan 48105
1-888-NSF-9000 www.nsf.org

Certificate of Registration

Mississippi Forestry Commission

660 North Street
Jackson, Mississippi, 39202, United States

has been assessed by NSF-ISR and found to be in conformance to the following standard(s):

American Forest Foundation (AFF) Standards 2004-2008

The American Tree Farm System Group Certification. Has successfully demonstrated through a comprehensive third party audit that it meets or exceeds

Scope of Registration:

American Tree Farm Program operating on the Mississippi 16th Section School Trust Lands.

The ATFS Certificate Number is NSF/ATFS-C0076929.

Exclusions: None.



Certificate Number: C0076929-TF1
Certificate Issue Date: 01-JUN-2011
Registration Date: 26-MAY-2011
Expiration Date ⁹⁶: 25-MAY-2014


William Niedzwiecki,
President & General Manager,
NSF-ISR, Ltd.

EXPLANATION OF FORESTRY TERMS

- Advanced Regeneration** - New tree seedling growth which appears spontaneously or is induced under existing stands.
- Aesthetics** - The pleasurable feelings, mental and physical, humans may experience as a result of the beauty of the forest and associated resources.
- Artificial Regeneration** - Establishing a new forest by planting or direct seeding.
- Bare Root Seedling** - A seedling lifted from a nursery bed with its roots freed from the soil in which it has been grown.
- Bedding** - Mechanical site preparation creating raised planting beds. This is commonly used in wetland sites to improve drainage.
- Best Management Practices (BMPs)** - These are voluntary forest practices used to reduce or eliminate non-point source pollution of surface or ground water. *See non-point source pollution below.* In general, BMPs may be described as structural or nonstructural methods which help protect our water by preventing or reducing the movement of sediment, nutrients, pesticides, and other pollutants from the land to surface or ground water. These practices have been developed to achieve water quality protection while using the forest for the production of wood and other things.
- Cambium Layer** - A thin layer of cells between the inner bark and the woody part of a tree. The cambium is responsible for diameter growth of trees.
- Competition** - The struggle between adjacent trees and other plants for growth requirements such as sunlight, nutrients, water, and growing space. Competition goes on between both the roots and crowns of trees in the same stand.
- Consulting Forester** - A self-employed forester who, for a fee, helps private landowners with forest management practices. Some consultants provide general assistance; others specialize.
- Containerized Seedling** - A seedling grown in a container as opposed to a nursery bed.
- County Forester** - Forester with the Mississippi Forestry Commission who helps landowners in one or more counties.
- Cull** - A tree or log of merchantable size made useless for all but firewood or wildlife because of shape, disease, insect infestation, or injury.
- DBH** - Abbreviation for a tree diameter at breast height (4.5 feet above the ground).
- Diameter** - The length of a straight line passing through the center of a tree, or a portion of a tree, and the bark. Tree diameter is usually measured 4.5 feet above ground level (DBH), but log diameter is measured at the small end.
- Direct Seeding** - Artificial regeneration where tree seeds are sown on the surface of a prepared site.
- Endangered Species** - Any species which is in danger of extinction throughout all or a significant portion of its range.
- Firebreak/Firelane** - A natural or man-made barrier usually created by removing brush, trees, leaves, and other vegetation. Used to prevent the spread of fire.
- Genetically Improved Seedlings** - Seedlings selectively bred to increase growth potential or other desirable characteristics.
- Habitat** - The natural environment of a specific plant or animal. An area containing all the necessary resource for the plant or animal to live, grow, and reproduce.
- Hardwood** - Broadleaf, usually deciduous, trees such as oaks, maples, ashes, and elms. The term does not necessarily refer to the hardness of the wood. Some hardwoods (such as live oak and American holly) are evergreen.
- Harvest** - a) In general use, removing some or all the trees on an area. b) Technical definition: Removing trees on an area to 1) obtain income; 2) develop the environment necessary to regenerate the forest; and on occasion, 3) achieve some special objectives such as the development of special wildlife habitat needs.
- Herbicide** - Any substance or mixture of substances intended to destroy or prevent the growth of unwanted trees, weeds, algae, or other aquatic weeds.
- Landing** - A cleared area where logs or trees are brought from the woods, usually by a skidder. The wood is cut up into various products, then sorted and stored until it is loaded onto trucks and hauled to the market.
- Log Deck** - (a.) A pile of logs ready for loading onto a truck or a train; (b) an area in the forest where cut trees are loaded onto trucks.
- Merchantable Timber** - A stand in which trees are of sufficient size and volume per acre to provide a commercial cut.
- Natural Regeneration** - New tree seedling growth which is the result of sprouts or seeds not planted by people.
- Non-Point Source Pollution** - Non point source pollution is characterized as pollution which does not come from a single point such as a factory. Rather it occurs over a wide area and generally as a result of use of the land. The most common forestry non-point source pollutant is silt resulting from road construction and skid trails. Nutrients (fertilizers), pesticides, and logging debris are other forestry non point source pollutants.
- Pesticides** - Chemicals, including herbicides and insecticides, used to kill pests such as weeds, insects, and unwanted trees.
- Prescribed Burn /Prescribed Fire** - Controlled use of fire to achieve forest management objectives. Prescribed fire can be used to reduce hazardous fuel levels, control unwanted vegetation, improved visibility, and improve wildlife habitat.

Prescription - Usually a document written by a forester prescribing treatments for a forest stand aimed at accomplishing certain forest management objectives and long-term goals.

Reforestation - Reestablishing a forest by planting or seeding an area where forest vegetation has been removed.

Regeneration Harvest - A cutting operation to remove the old trees and leave environmental condition favorable for reproduction.

Residual Stand - The live trees that remain after a harvest.

Sapling - A small tree, usually between two and four inches DBH.

Seedling - Live trees of commercial species less than 1.0 inch DBH that are expected to survive and develop.

Shade-intolerant - A tree or plant species which requires direct sunlight for optimum growth.

Shade-tolerant - A tree or other plant species having the capacity to grow without receiving direct sunlight.

Site - (a) A tract of land with reasonably uniform soil and climatic factors. (b) An area that can produce a particular forest or other vegetation because of biological, climatic, and soil factors.

Site Index - This is a term used to indicate the productive potential of an area for tree growth. In actual expression, it is the height which dominant trees on a site can be expected to attain at a certain age. Age 50 is the usual measurement. Height growth of trees, assuming they are not suppressed or overtopped by surrounding vegetation, is a constant and reliable expression of site potential. Diameter growth, by contrast, is greatly affected by adjacent plant competition. Site index is usually given for a desirable, single species, such as yellow poplar, or for a combination of species, such as upland oaks.

Site Preparation - This term refers to practices used to prepare a site for tree planting, direct seedling, or natural regeneration. These practices are used to reduce or eliminate unwanted and/or competing vegetation which would threaten the survival or proper development of planted tree seedlings. Site preparation methods include mechanical (including felling or girdling of unwanted trees or brush, shearing and piling, and bulldozing), chemical spraying, and prescribed burning. The conditions of a particular site determine which method(s) should be used.

Skid Trail - A temporary path in the forest that provides access for a skidder to drag felled trees or logs from the stump to a central area (landing).

Slash - Tree tops, branches, bark, or other residue left on the ground after logging, pruning, or other forest operations.

Slope - The change in elevation divided by the horizontal distance over which it occurs. Expressed as a percent. For example, a 4-foot drop that occurs over 200 feet is a 2% slope ($4/200 \times 100$).

Stand - A group of trees, differentiated from others on the basis of species composition, age structure, quality, or geography.

Stocking - The number of trees in a forest stand. Often, stocking level is compared to the desirable number of trees for best growth and management, such as understocked, well-stocked, or overstocked stands.

Streamside Management Zone (SMZ) - A strip of land adjacent to either side of a stream or surrounding a lake, pond, or sinkhole. These areas are carefully maintained and managed to protect water quality by filtering sediment, to provide shade to maintain water temperatures and to prevent logging debris from reaching the protected water body. They also provide wildlife travel lanes. Also referred to as a riparian area.

Thinning - Generally, a tree cutting practice in an immature stand to reduce the number of trees per acre. The goal is to increase the growth rate and volume of the remaining trees.

Topography - The physical features of a place or region. Commonly refers to land forms and variations in elevation.

Water Bar - A dip in the road designed to carry water runoff from the uphill side across the road, not down it, thereby preventing erosion of the road.

Wetland - Geographic areas which characteristically support vegetation suited to life in saturated soil conditions, and have hydric (wet) soils and some saturation or flooding during the growing season.



This information was taken, in part, from Mississippi State University Extension Service Publication #1250, Forestry Terms for MS Landowners. A complete copy of this publication is available from the MSU website at www.msucare.com or your local MSU Extension Service office.